
Report Comments

This report contains the results of responses from students in the above course to the Institution-Wide, Faculty, Department and Instructor-selected questions.

Table of Contents

Section 1: Instructor Information

Section 2: Summary of Results:

- Part 1. Institution-Wide Questions
- Part 2. Faculty Questions
- Part 3. Department Questions (where applicable)

Section 3: Detailed Results:

- Part 1. Institution-Wide Questions
- Part 2. Faculty Questions
- Part 3. Department Questions (where applicable)

Section 4: Instructor Selected Questions - Detailed Results

Section 5: Comments

NOTE:

The responses to the Instructor Selected Questions are only reported to you as the instructor of the course. Your supervisor does NOT have access. If you would like to share this information with your supervisor or review committees, you may present it to them.

Creation Date: **Tue, Jan 08, 2019**

INSTRUCTOR REPORT

Response Rate

Raters	Students
Responded	82
Invited	91
Response Ratio	90.1%

Section 1: Instructor Information

Did the instructor design the course?

Options	Count
Yes	1
No	0
In Part (e.g. designed components or selected course materials)	0

Section 2: Summary of Results - Part 1. Institution-Wide Questions

Please note the following is the scale used for all questions in this report unless indicated otherwise:

Scale used: 1=Strongly Disagree, 2=Disagree, 3=No Opinion, 4=Agree, 5=Strongly Agree

Overall, the quality of my learning experience in this course was ...

Scale used: 1=Very Poor, 2=Poor, 3=Fair, 4=Good, 5=Very Good

Mean	SD	Resp
4.12	0.87	82

I attended class...

Scale used: 1=Never, 2=Rarely, 3>About half of the time, 4=Most of the time, 5=All of the time

Mean	SD	Resp
4.78	0.45	82

How easy was this course?

Scale used: 1=Very Hard 2=Hard, 3=Medium, 4=Easy, 5=Very Easy

Mean	SD	Resp
2.79	0.77	82

Experience with the instructor

	Mean	SD	Resp
The course instructor explained course concepts clearly.	4.21	0.89	82
The course instructor explained grading criteria clearly.	4.35	0.77	79
The course instructor created a respectful learning environment.	4.73	0.44	79
The course instructor was approachable when students asked for guidance.	4.66	0.60	76

Experience with the course

	Mean	SD	Resp
The different course parts/activities (lectures, labs, tutorials, online forums, discussions, etc.) were connected.	4.32	0.66	82
Course materials (textbook, readings, handouts, assignments, etc.) improved my understanding of the course content.	4.01	0.84	81
The assessments in this course (tests, assignments, essays, etc.) allowed me to demonstrate my understanding of the course content.	4.17	0.74	81
Course activities (lectures, discussions, group work, labs, etc.) were engaging.	3.79	1.06	81

Section 2: Summary of Results - Part 2. Faculty of Arts and Social Sciences Questions

Please note the following is the scale used for all questions in this report unless indicated otherwise:

Scale used: 1=Strongly Disagree, 2=Disagree, 3=No Opinion, 4=Agree, 5=Strongly Agree

When explaining course concepts, the instructor connected the concepts to the major themes of the course.

Mean	SD	Resp
4.48	0.61	82

The course instructor made it clear what students were expected to learn in the course.

Mean	SD	Resp
4.56	0.70	82

My experience in this course has motivated me to learn more about the subject.

Mean	SD	Resp
3.41	1.14	81

We are interested in knowing to what extent courses promote critical thinking. To think critically means to carefully evaluate an idea or hypothesis on the basis of the available evidence, and to try to reach a justifiable conclusion using rational analysis within the context of a specific discipline. My experience in this course has encouraged me to think critically.

Mean	SD	Resp
4.20	0.85	82

Section 2: Summary of Results - Part 3. Political Science Questions School/Department Questions

*Please note the following is the scale used for all questions in this report unless indicated otherwise:
 Scale used: 1=Strongly Disagree, 2=Disagree, 3=No Opinion, 4=Agree, 5=Strongly Agree*

This course encouraged me to be more politically engaged

Mean	SD	Resp
3.77	0.92	82

Attending lectures/seminars enhanced my understanding of the subject matter of the course.

Mean	SD	Resp
4.22	0.89	82

Section 3: Detailed Results - Part 1. Institution-Wide Questions

Notes:

- "NRP" in the following tables indicates that there is no score value for a response of **Not Applicable**
- In the comparison table, the information is displayed in the following order: **Mean, Count, Standard Deviation**

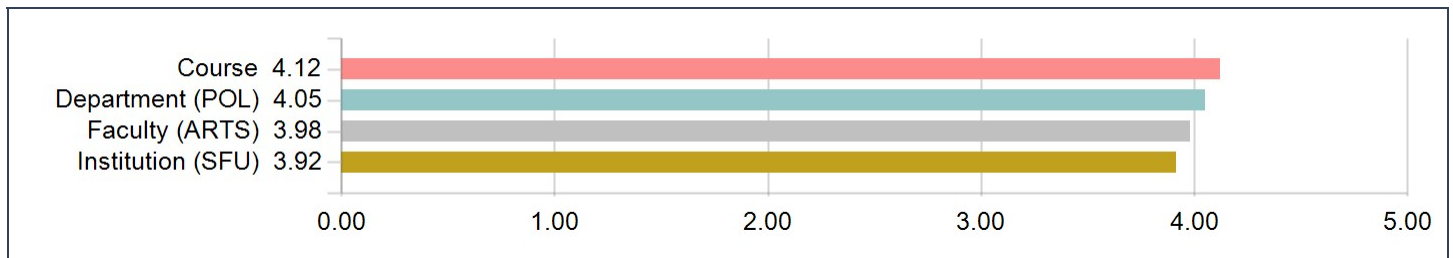
Overall, the quality of my learning experience in this course was ...

Distribution of Responses

Options	Score	Count	Percentage
Very Good	5	33	40.2%
Good	4	29	35.4%
Fair	3	17	20.7%
Poor	2	3	3.7%
Very Poor	1	0	0.0%
Statistics			Value
Response Count			82
Mean			4.12
Standard Deviation			0.87

Comparison of Mean Scores

Question	Department (POL)			Faculty (ARTS)			Institution (SFU)		
	Mean	Response Count	Standard Deviation	Mean	Response Count	Standard Deviation	Mean	Response Count	Standard Deviation
Overall, the quality of my learning experience in this course was ...	4.05	598	0.96	3.98	4539	1.02	3.92	16733	1.07



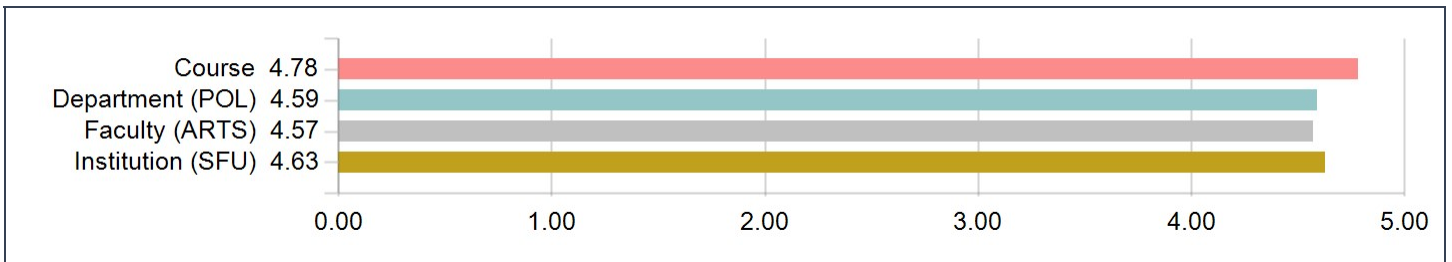
I attended class...

Distribution of Responses

Options	Score	Count	Percentage
All of the time	5	65	79.3%
Most of the time	4	16	19.5%
About half of the time	3	1	1.2%
Rarely	2	0	0.0%
Never	1	0	0.0%
Statistics			Value
Response Count			82
Mean			4.78
Standard Deviation			0.45

Comparison of Mean Scores

Question	Department (POL)			Faculty (ARTS)			Institution (SFU)		
	Mean	Response Count	Standard Deviation	Mean	Response Count	Standard Deviation	Mean	Response Count	Standard Deviation
I attended class...	4.59	594	0.62	4.57	4464	0.66	4.63	16521	0.65



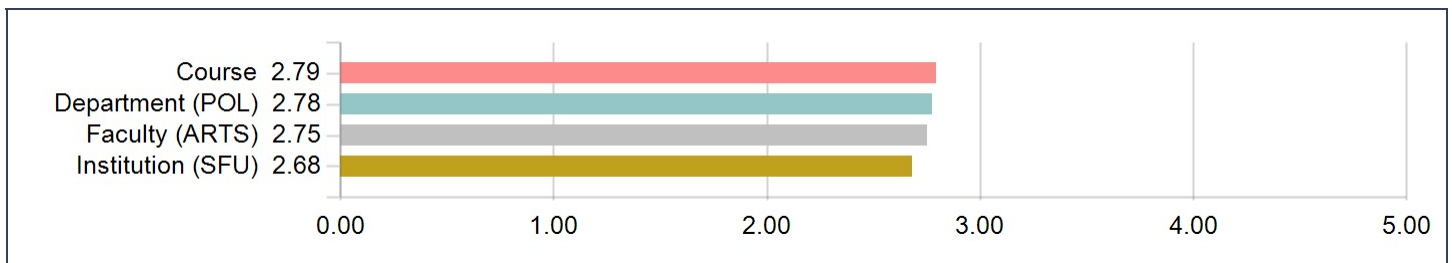
How easy was this course?

Distribution of Responses

Options	Score	Count	Percentage
Very Easy	5	2	2.4%
Easy	4	7	8.5%
Medium	3	49	59.8%
Hard	2	20	24.4%
Very Hard	1	4	4.9%
Statistics			Value
Response Count			82
Mean			2.79
Standard Deviation			0.77

Comparison of Mean Scores

Question	Department (POL)			Faculty (ARTS)			Institution (SFU)		
	Mean	Response Count	Standard Deviation	Mean	Response Count	Standard Deviation	Mean	Response Count	Standard Deviation
How easy was this course?	2.78	593	0.76	2.75	4462	0.81	2.68	16518	0.86



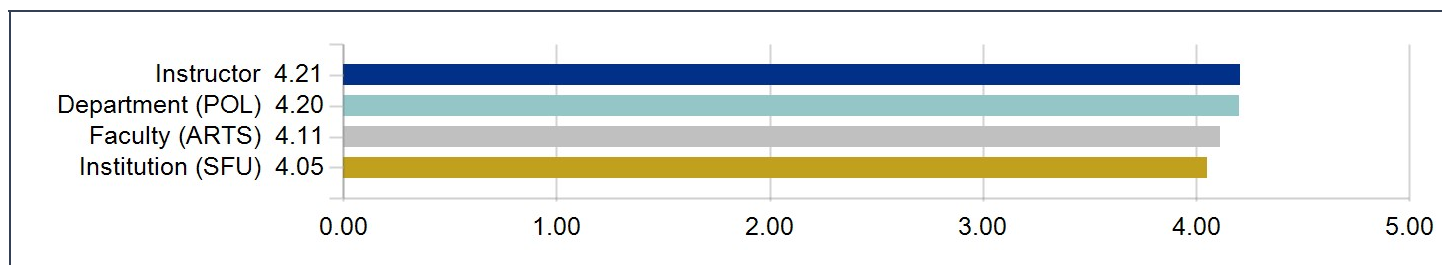
The course instructor explained course concepts clearly.

Distribution of Responses

Options	Score	Count	Percentage
Strongly Agree	5	35	42.7%
Agree	4	36	43.9%
No Opinion	3	4	4.9%
Disagree	2	7	8.5%
Strongly Disagree	1	0	0.0%
Statistics			Value
Response Count			82
Mean			4.21
Standard Deviation			0.89

Comparison of Mean Scores

Question	Department (POL)			Faculty (ARTS)			Institution (SFU)		
	Mean	Response Count	Standard Deviation	Mean	Response Count	Standard Deviation	Mean	Response Count	Standard Deviation
The course instructor explained course concepts clearly.	4.20	598	0.92	4.11	4540	1.03	4.05	17002	1.10



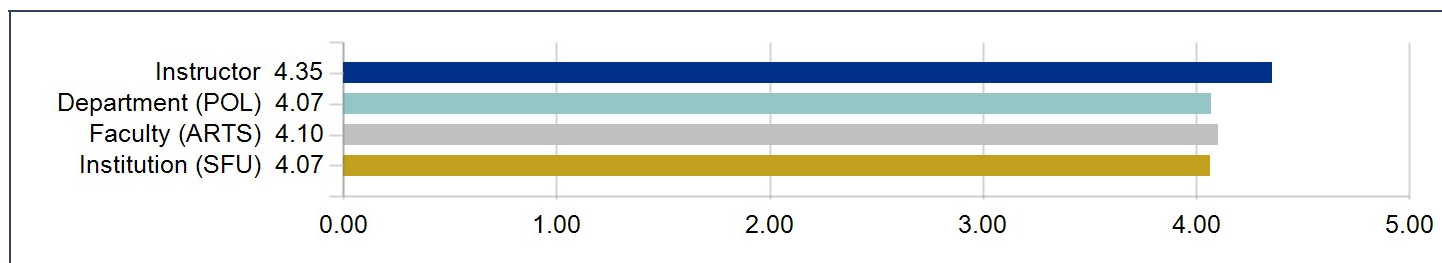
The course instructor explained grading criteria clearly.

Distribution of Responses

Options	Score	Count	Percentage
Strongly Agree	5	39	49.4%
Agree	4	32	40.5%
No Opinion	3	5	6.3%
Disagree	2	3	3.8%
Strongly Disagree	1	0	0.0%
Statistics			Value
Response Count			79
Mean			4.35
Standard Deviation			0.77

Comparison of Mean Scores

Question	Department (POL)			Faculty (ARTS)			Institution (SFU)		
	Mean	Response Count	Standard Deviation	Mean	Response Count	Standard Deviation	Mean	Response Count	Standard Deviation
The course instructor explained grading criteria clearly.	4.07	591	1.05	4.10	4488	1.07	4.07	16787	1.09



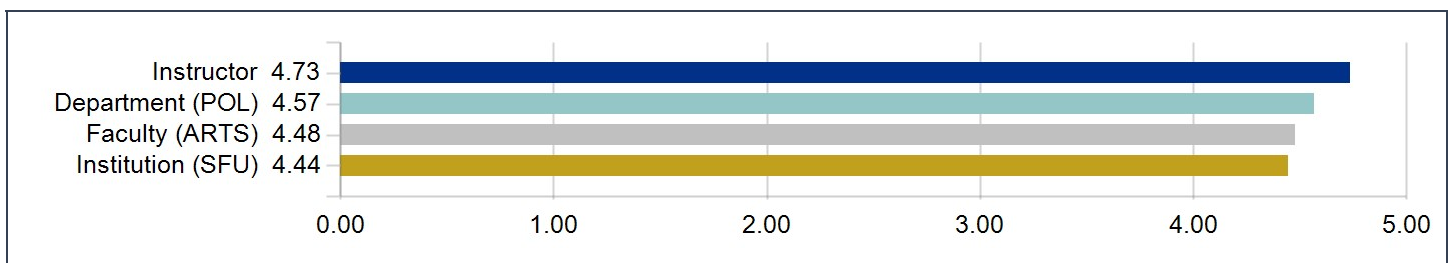
The course instructor created a respectful learning environment.

Distribution of Responses

Options	Score	Count	Percentage
Strongly Agree	5	58	73.4%
Agree	4	21	26.6%
No Opinion	3	0	0.0%
Disagree	2	0	0.0%
Strongly Disagree	1	0	0.0%
Statistics			Value
Response Count			79
Mean			4.73
Standard Deviation			0.44

Comparison of Mean Scores

Question	Department (POL)			Faculty (ARTS)			Institution (SFU)		
	Mean	Response Count	Standard Deviation	Mean	Response Count	Standard Deviation	Mean	Response Count	Standard Deviation
The course instructor created a respectful learning environment.	4.57	588	0.69	4.48	4491	0.77	4.44	16798	0.83



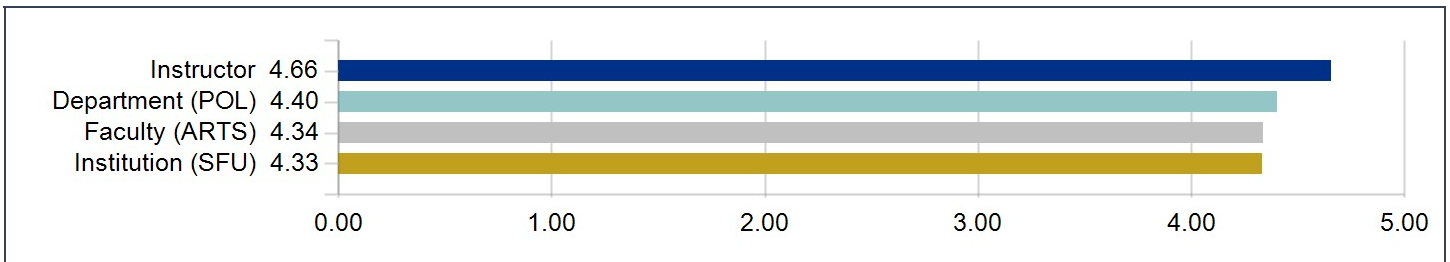
The course instructor was approachable when students asked for guidance.

Distribution of Responses

Options	Score	Count	Percentage
Strongly Agree	5	54	71.1%
Agree	4	19	25.0%
No Opinion	3	2	2.6%
Disagree	2	1	1.3%
Strongly Disagree	1	0	0.0%
Statistics			Value
Response Count			76
Mean			4.66
Standard Deviation			0.60

Comparison of Mean Scores

Question	Department (POL)			Faculty (ARTS)			Institution (SFU)		
	Mean	Response Count	Standard Deviation	Mean	Response Count	Standard Deviation	Mean	Response Count	Standard Deviation
The course instructor was approachable when students asked for guidance.	4.40	584	0.87	4.34	4444	0.89	4.33	16657	0.93



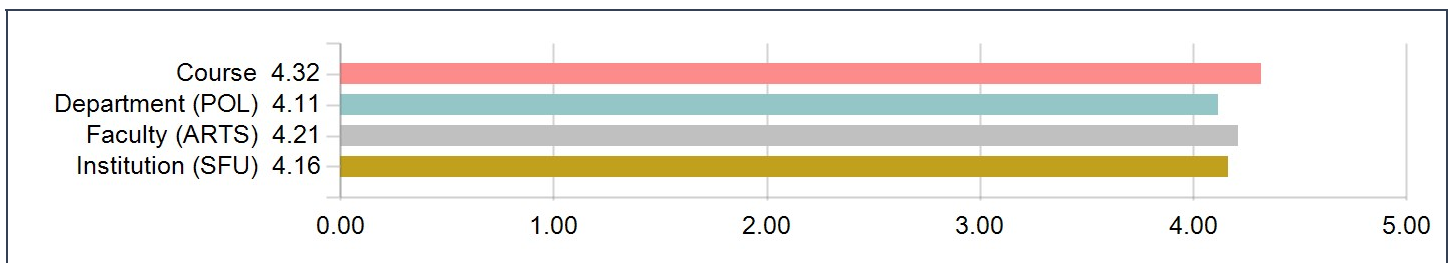
The different course parts/activities (lectures, labs, tutorials, online forums, discussions, etc.) were connected.

Distribution of Responses

Options	Score	Count	Percentage
Strongly Agree	5	33	40.2%
Agree	4	44	53.7%
No Opinion	3	3	3.7%
Disagree	2	2	2.4%
Strongly Disagree	1	0	0.0%
Statistics			Value
Response Count			82
Mean			4.32
Standard Deviation			0.66

Comparison of Mean Scores

Question	Department (POL)			Faculty (ARTS)			Institution (SFU)		
	Mean	Response Count	Standard Deviation	Mean	Response Count	Standard Deviation	Mean	Response Count	Standard Deviation
The different course parts/activities (lectures, labs, tutorials, online forums, discussions, etc.) were connected.	4.11	593	0.98	4.21	4394	0.92	4.16	16337	0.98



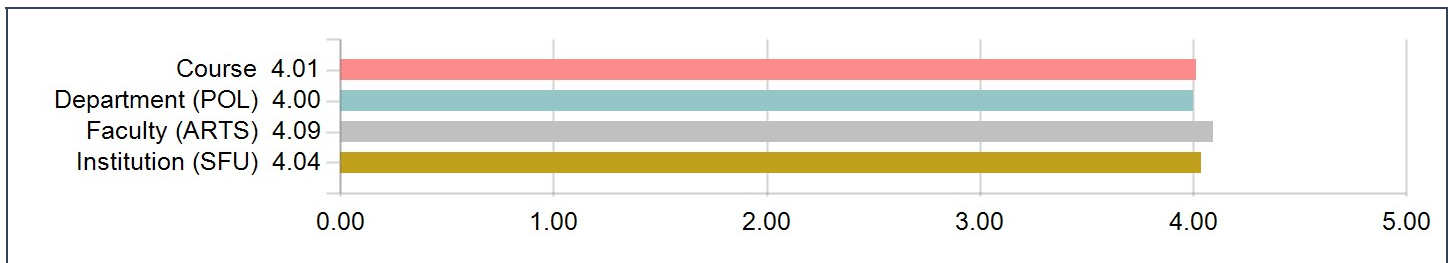
Course materials (textbook, readings, handouts, assignments, etc.) improved my understanding of the course content.

Distribution of Responses

Options	Score	Count	Percentage
Strongly Agree	5	23	28.4%
Agree	4	42	51.9%
No Opinion	3	10	12.3%
Disagree	2	6	7.4%
Strongly Disagree	1	0	0.0%
Statistics			Value
Response Count			81
Mean			4.01
Standard Deviation			0.84

Comparison of Mean Scores

Question	Department (POL)			Faculty (ARTS)			Institution (SFU)		
	Mean	Response Count	Standard Deviation	Mean	Response Count	Standard Deviation	Mean	Response Count	Standard Deviation
Course materials (textbook, readings, handouts, assignments, etc.) improved my understanding of the course content.	4.00	594	1.01	4.09	4495	1.02	4.04	16461	1.04



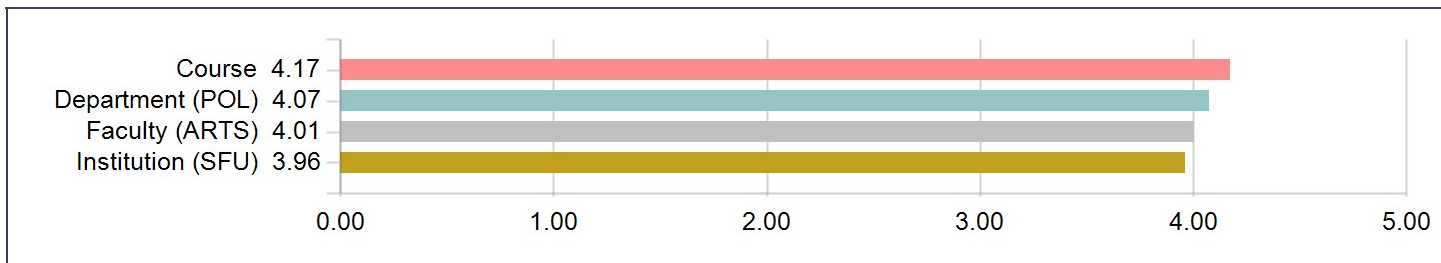
The assessments in this course (tests, assignments, essays, etc.) allowed me to demonstrate my understanding of the course content.

Distribution of Responses

Options	Score	Count	Percentage
Strongly Agree	5	26	32.1%
Agree	4	47	58.0%
No Opinion	3	4	4.9%
Disagree	2	4	4.9%
Strongly Disagree	1	0	0.0%
Statistics			Value
Response Count			81
Mean			4.17
Standard Deviation			0.74

Comparison of Mean Scores

Question	Department (POL)			Faculty (ARTS)			Institution (SFU)		
	Mean	Response Count	Standard Deviation	Mean	Response Count	Standard Deviation	Mean	Response Count	Standard Deviation
The assessments in this course (tests, assignments, essays, etc.) allowed me to demonstrate my understanding of the course content.	4.07	596	0.95	4.01	4488	1.06	3.96	16527	1.10



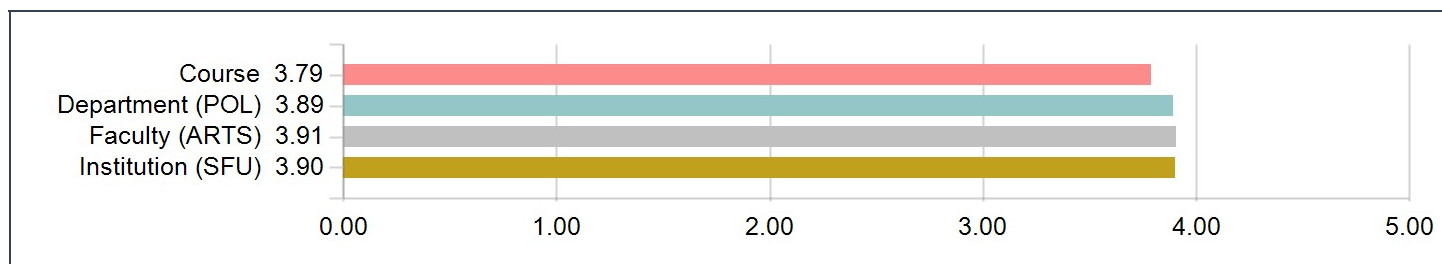
Course activities (lectures, discussions, group work, labs, etc.) were engaging.

Distribution of Responses

Options	Score	Count	Percentage
Strongly Agree	5	20	24.7%
Agree	4	40	49.4%
No Opinion	3	7	8.6%
Disagree	2	12	14.8%
Strongly Disagree	1	2	2.5%
Statistics			Value
Response Count			81
Mean			3.79
Standard Deviation			1.06

Comparison of Mean Scores

Question	Department (POL)			Faculty (ARTS)			Institution (SFU)		
	Mean	Response Count	Standard Deviation	Mean	Response Count	Standard Deviation	Mean	Response Count	Standard Deviation
Course activities (lectures, discussions, group work, labs, etc.) were engaging.	3.89	587	1.12	3.91	4458	1.14	3.90	16393	1.15



Section 3: Detailed Results - Part 2. Arts and Social Sciences Questions Questions

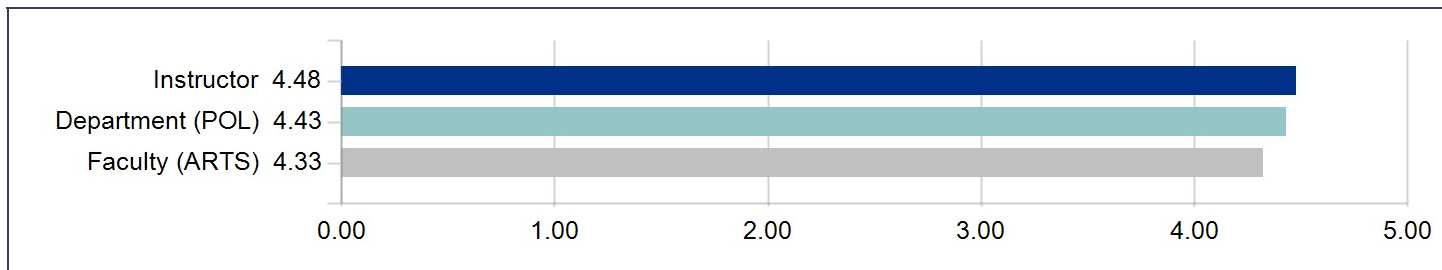
When explaining course concepts, the instructor connected the concepts to the major themes of the course.

Distribution of Responses

Options	Score	Count	Percentage
Strongly Agree	5	43	52.4%
Agree	4	36	43.9%
No Opinion	3	2	2.4%
Disagree	2	1	1.2%
Strongly Disagree	1	0	0.0%

Comparison of Mean Scores

Question	Instructor			Department (POL)			Faculty (ARTS)		
	Mean	Response Count	Standard Deviation	Mean	Response Count	Standard Deviation	Mean	Response Count	Standard Deviation
When explaining course concepts, the instructor connected the concepts to the major themes of the course.	4.48	82	0.61	4.43	594	0.75	4.33	4469	0.85



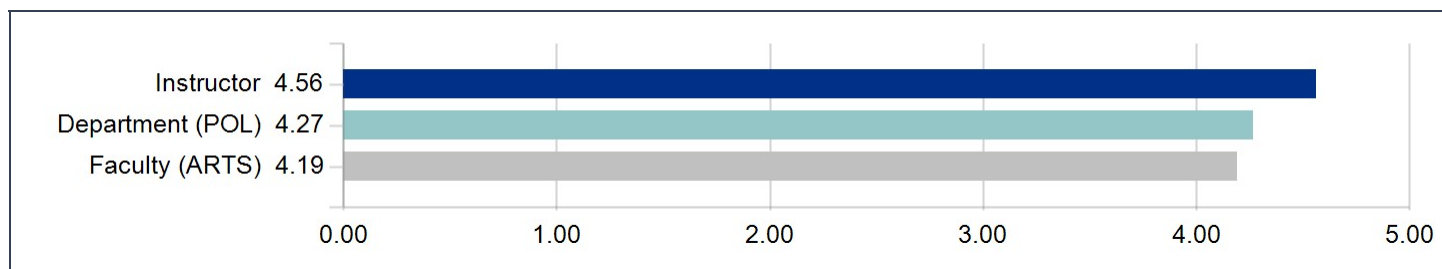
The course instructor made it clear what students were expected to learn in the course.

Distribution of Responses

Options	Score	Count	Percentage
Strongly Agree	5	54	65.9%
Agree	4	22	26.8%
No Opinion	3	4	4.9%
Disagree	2	2	2.4%
Strongly Disagree	1	0	0.0%

Comparison of Mean Scores

Question	Instructor			Department (POL)			Faculty (ARTS)		
	Mean	Response Count	Standard Deviation	Mean	Response Count	Standard Deviation	Mean	Response Count	Standard Deviation
The course instructor made it clear what students were expected to learn in the course.	4.56	82	0.70	4.27	595	0.92	4.19	4473	0.97



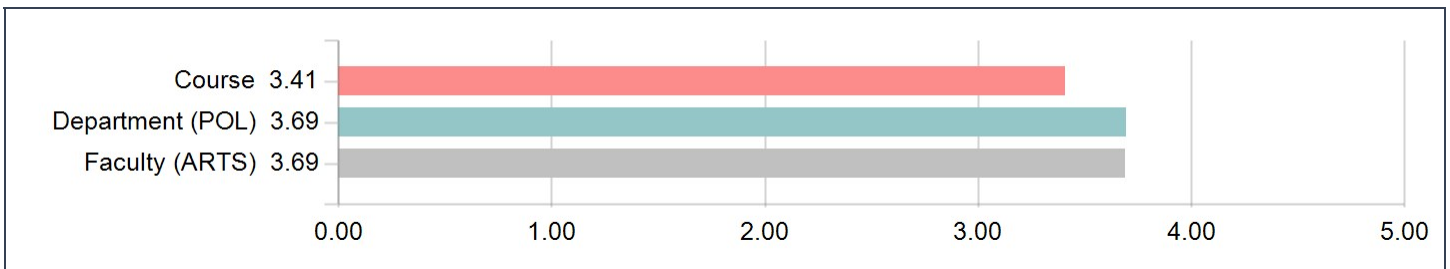
My experience in this course has motivated me to learn more about the subject.

Distribution of Responses

Options	Score	Count	Percentage
Strongly Agree	5	14	17.3%
Agree	4	30	37.0%
No Opinion	3	15	18.5%
Disagree	2	19	23.5%
Strongly Disagree	1	3	3.7%

Comparison of Mean Scores

Question	Course			Department (POL)			Faculty (ARTS)		
	Mean	Response Count	Standard Deviation	Mean	Response Count	Standard Deviation	Mean	Response Count	Standard Deviation
My experience in this course has motivated me to learn more about the subject.	3.41	81	1.14	3.69	592	1.20	3.69	4472	1.20



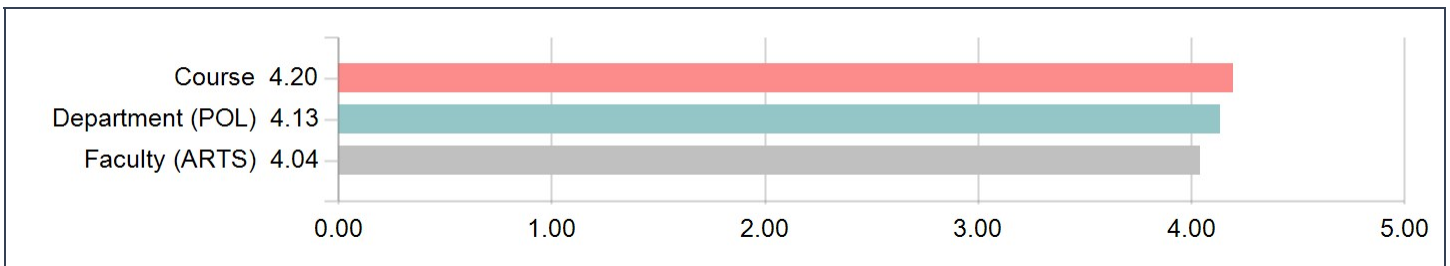
We are interested in knowing to what extent courses promote critical thinking. To think critically means to carefully evaluate an idea or hypothesis on the basis of the available evidence, and to try to reach a justifiable conclusion using rational analysis within the context of a specific discipline. My experience in this course has encouraged me to think critically.

Distribution of Responses

Options	Score	Count	Percentage
Strongly Agree	5	34	41.5%
Agree	4	35	42.7%
No Opinion	3	8	9.8%
Disagree	2	5	6.1%
Strongly Disagree	1	0	0.0%

Comparison of Mean Scores

Question	Course			Department (POL)			Faculty (ARTS)		
	Mean	Response Count	Standard Deviation	Mean	Response Count	Standard Deviation	Mean	Response Count	Standard Deviation
We are interested in knowing to what extent courses promote critical thinking. To think critically means to carefully evaluate an idea or hypothesis on the basis of the available evidence, and to try to reach a justifiable conclusion using rational analysis within the context of a specific discipline. My experience in this course has encouraged me to think critically.	4.20	82	0.85	4.13	594	0.92	4.04	4476	0.99



Section 3: Detailed Results - Part 3. School/Department of Political Science Questions

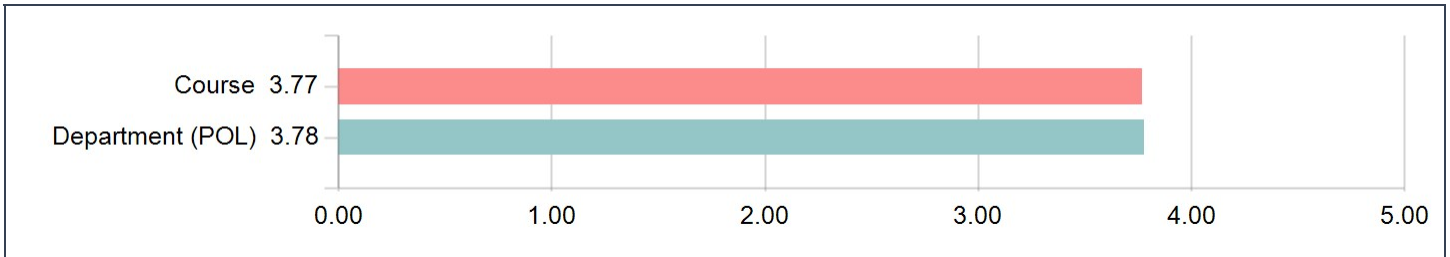
This course encouraged me to be more politically engaged

Distribution of Responses

Options	Score	Count	Percentage
Strongly Agree	5	16	19.5%
Agree	4	42	51.2%
No Opinion	3	13	15.9%
Disagree	2	11	13.4%
Strongly Disagree	1	0	0.0%

Comparison of Mean Scores

Question	Course			Department (POL)		
	Mean	Response Count	Standard Deviation	Mean	Response Count	Standard Deviation
This course encouraged me to be more politically engaged	3.77	82	0.92	3.78	594	1.02



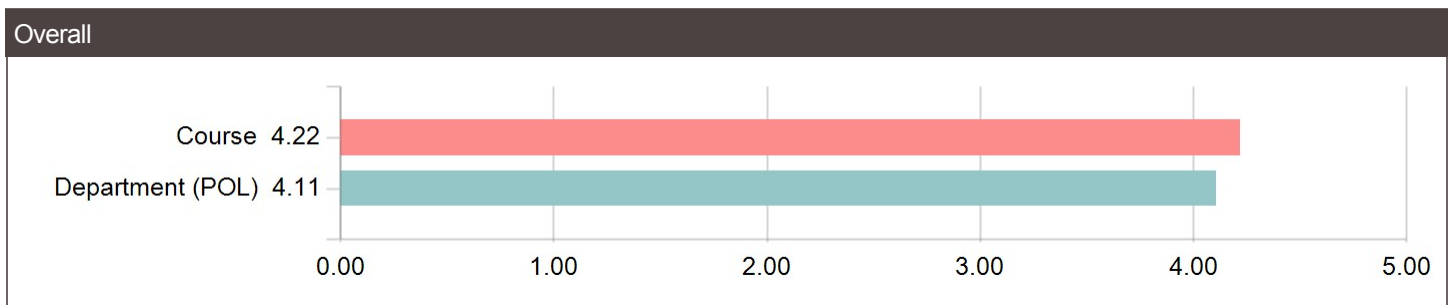
Attending lectures/seminars enhanced my understanding of the subject matter of the course.

Distribution of Responses

Options	Score	Count	Percentage
Strongly Agree	5	37	45.1%
Agree	4	32	39.0%
No Opinion	3	7	8.5%
Disagree	2	6	7.3%
Strongly Disagree	1	0	0.0%

Comparison of Mean Scores

Question	Course			Department (POL)		
	Mean	Response Count	Standard Deviation	Mean	Response Count	Standard Deviation
Attending lectures/seminars enhanced my understanding of the subject matter of the course.	4.22	82	0.89	4.11	593	1.06



Section 4: Instructor-Selected Questions

Please note the following:

- The responses to these questions are only reported to you as the instructor of the course. Your supervisor does NOT have access. If you would like to share this information with your supervisor or review committees, you may present it to them.

- Only the questions that you selected are displayed, otherwise this section may be empty.

The pop quizzes incentivize me to pay attention in lecture and complete the readings

Distribution of Responses

Options	Score	Count	Percentage
Strongly Agree	5	34	41.5%
Agree	4	32	39.0%
No Opinion	3	5	6.1%
Disagree	2	11	13.4%
Strongly Disagree	1	0	0.0%

Mean	SD	Resp
4.09	1.01	82

The main textbook (Howard) meets my expectations

Distribution of Responses

Options	Score	Count	Percentage
Strongly Agree	5	14	17.1%
Agree	4	38	46.3%
No Opinion	3	20	24.4%
Disagree	2	9	11.0%
Strongly Disagree	1	1	1.2%

Mean	SD	Resp
3.67	0.93	82

The knowledge and skills acquired in this course will help me succeed in future pol sci courses

Distribution of Responses

Options	Score	Count	Percentage
Strongly Agree	5	28	34.1%
Agree	4	42	51.2%
No Opinion	3	9	11.0%
Disagree	2	2	2.4%
Strongly Disagree	1	1	1.2%

Mean	SD	Resp
4.15	0.80	82

I appreciated that we had three short assignments rather than one big one

Distribution of Responses

Options	Score	Count	Percentage
Strongly Agree	5	50	61.0%
Agree	4	21	25.6%
No Opinion	3	2	2.4%
Disagree	2	7	8.5%
Strongly Disagree	1	2	2.4%

Mean	SD	Resp
4.34	1.04	82

Section 5: Comments

Do you have any further comments?

Comments
I just really really like the learning environment that Dr. Jeram creates in all of his classes that I have taken and I really did appreciate the class because I want to do a qualitative honours and masters later on.
Sanjay is a good prof and know his job.i will like to attend his class again in future.
Instructions for assignments were hard to follow
I was going through a difficult time this semester and Sanjay was very understanding and helpful and I am very appreciative.
Nice professor
I wish I could have taken a course of smaller class size with Sanjay. He frequently alluded to how much better the class was delivered with fewer students, which made this class feel like a compromise. I understand that the tutorials were supposed to bridge that disconnect, but they did not feel challenging or particularly engaging (at no fault of the TAs, they were wonderful). If I have the opportunity to take a class with Sanjay again, I probably will. His youthful energy and clear interest in Political Science was almost enough to inspire my jaded outlook on the subject.
Your in-class examples could be very confusing. I would appreciate if your lectures were based less on the reading because it felt like a waste of time to come to a lecture to have the reading restated to me. Tutorials often seemed delayed in relation to course material, and were very unorganized. Half of tutorial time was spent explaining the "assignment" when it could have been used to deepen understanding and apply concepts to concrete cases.
Both Dr. Jeram and my TA (Marcus) were very helpful, approachable and engaging. My sole criticism of Dr. Jeram is that he goes too quickly over materials, and should have slowed down and reiterated things more frequently. I am a first year student- I do not think that this course is suited to first year (first semester) students. I think that it should have POL 100 as a prerequisite.
Tutorials are unnecessary
Really good professor
I wish there was more instruction and ease to connect assignments back to readings and lectures. It was difficult to back track to the textbook and lectures to find certain ideas that will help with the assignment.
This was a very helpful course, however, the slides went by fairly fast, and the language used was sometimes a little overwhelming. I wish that more of the class had been taught and explained in a slightly more casual language so as to make understanding the complex ideas and topics easier.
I found reading the textbook and readings on canvas very difficult (smaller and rotated pages due to scanning). I think it would be ideal to have the second and third assignment more spread out as there is lots to do in November for all courses so having two assignments made it harder to prioritize my time properly.
Sanjay Jeram is an extremely eloquent and engaging professor, I really enjoyed this class. He realized that many students were only taking this class because it was a requirement and he worked to find ways to make the material engaging and this showed in the material and course activities.
I really enjoyed the instructors teaching style, and the language used kept me engaged throughout.
Please no more pop quizzes <3
The expectations for the assignments didn't seem entirely clear as written on Canvas. I spent equal time while working on the assignments referring back to the hints given in lecture to try and gain a clearer sense of direction.It would be easier to start them earlier if the intructions/expectations were clearer or if you provided examples. Thank you Sanjay.
I think you can do well if you pay attention in class and keep up with the readings, and I think that how well you do in a class like this also really depends on the prof. Sanjay fits this course like the missing piece of a PUZZLE yo
I like the variance in the 3 assignments as it helped broaden the scope of what I needed to learn and expanded the knowledge that I picked up in this class.
I found the course to flow very nicely. In regards to assignments I eould like to see a completed example of each to make it easier to follow. Thanks for a great semester!

Comments
Professor Sanjay is by far one of the best profs SFU currently has, and I would be ecstatic to take another course with him.
Thank you Sanjay! Nothing negative to say at all. :) You made this class very interesting and I want to extend my gratitude for your commitment to teaching.
A very dedicated prof who cares about students learning. However, it may be that I find the course content a little dry, but sometimes I feel the information gets jumbled and I end up not completely understanding the content. Even when I try listening, I don't understand the main point and end up zoning out.
Sanjay was fantastic as a Prof. Really approachable and accommodating. Assignments were well rounded and applicable to the course material and helped my understanding of the course. The tutorials were engaging
Great Professor, very professional and always kept the course intriguing. Ive already recommended this professor to several of my friends, he makes learning about political science fun and engaging. One of the best professors I have had in my academic career in SFU. Will definitely take another course with him again if the chance is given.
I enjoyed the class as it helped me evaluate core concepts that overlapped with my other political science classes. Concepts sometimes were hard to grasp but i was over all satisfied with my learning achievements.
A lot of students are in their first semester in poli sci, so it would be nice to go slower at the start of the course and explain the concepts more thoroughly. I would have also appreciated more feedback/ more comments on the written assignments.
Class was well taught. Keep doing the pop quizzes during class because that helped me stay more engaged throughout the lecture.
more visual (tree-style, ven-diagrams) diagrams to see how things are all connected
Jeram is a great prof. I had heard some good reviews coming into this class but was not expecting such a well-spoken and student-driven teacher. Involves students in lecture, applies concepts into different frameworks to help others understand something they might not get at first, defined what was expected to be learned. Was also easily contactable thru Canvas. Great TA as well. Good 200-level course with an awesome professor.
Great prof who explains things clearly.
Although the information was very in depth, I think the professor could have simplified these concepts.
I would have liked the slides to be posted to canvas ahead of time. This way I could copy down the slides ahead of time and be able to listen to Sanjay's explanations during class. I found that my TA was good at clarifying the assignments, but was sometimes not able to answer all our questions about topics.
I really appreciated the time and effort you put into this course. I felt that my tutorials (mainly because the of TA) were not helpful because he did not explain the concepts to further my understanding. I felt that your office hours were very important to my success in this class, and hopefully you can encourage more students to attend because they were very helpful. Looking forward to taking some upper level poli sci courses with you!
I did not find the course content very interesting, and therefor had little motivation to complete assignments. Despite this, I think Dr. Jeram did a reasonable job to explain course content.
I would prefer more tests rather than 3 assignments. This is a personal preference.
This is not a course for a first year student to take in my honest opinion.
I feel that POL100 should be a required prerequisite for this course as many political terms that I did not know(due to not completing POL100) were including in the lectures and tutorials
Sanjay was excellent at explaining the subject. The assignments greatly increased my understanding of the course material, and the criteria was very clearly outlined.
It would be nice to engage the class more with things such as group activities and tasks to allow students to greater understand the topics and particular terminology.
Your lectures are always very clear and concise. You are very responsive to student concerns and I appreciate the extensions offered for the projects. Textbook readings were engaging, but I found that I learned just as well from the lecture alone. The projects were challenging, but they offered an opportunity for analytical thought
Great instructor! Could incorporate some interesting images or analogies in lecture/slides to keep class engaging.
Sanjay was a wonderful prof, its just a shame the content of the class was so dreadful. I'd love to take another class with him in the future hopefully one with less research based context as that is not what I am planning to do with my political science degree.
Thanks! I really enjoyed learning about the deeper understanding of political science!

Comments
Always enjoy Sanjay's classes. He is a good instructor and one of the best I have seen at SFU.
class was hard due the confusing instructions of all relevant information. Labs were useless did not help with understanding of material. Overall Sanjay is very approachable and is more than willing to help, however probably having an actual textbook might help with the confusing lectures. It's great with what is provided but most material wasn't clear for my learning experience
Course material was rather dry (but expected it to be that way), so found it very hard to stay focused during lectures. Examples given during lecture were often all over the place and complex and often left me more confused than i was before the examples were given. Tutorials were for the most part helpful, but some activities didn't seem to connect to or help me understand lecture material in any way.
This course was tremendously well organized and taught, the concepts and expectations were crystal clear.
I appreciate Sanjay's effort to make this required course less dry and boring. Although concepts were sometimes hard to grasp, real world examples were very helpful. Overall. the course never felt too stressful and it was nice having a prof and TA who were eager to help and were very fair.
I thoroughly enjoyed your course Sanjay. the skills I aquired helped me tremendously crate stronger papers for my 3rd year course papers! I genuinely feel very lucky to have taken this course with you my first term of the semester. THE BEST PART was having you so available for questions via email, skype and office hours. In fact you were tremendously better at being helpful over our TA which isnt usually the case in most courses. Definitely plan to take Sanjay again.
I would rather have two assignments and a final exam.
:)