

---

## Report Comments

This report contains the results of responses from students in the above course to the Institution-Wide, Faculty, Department and Instructor-selected questions.

## Table of Contents

Section 1: Instructor Information

Section 2: Summary of Results:

- Part 1. Institution-Wide Questions
- Part 2. Faculty Questions
- Part 3. Department Questions (where applicable)

Section 3: Detailed Results:

- Part 1. Institution-Wide Questions
- Part 2. Faculty Questions
- Part 3. Department Questions (where applicable)

Section 4: Instructor Selected Questions - Detailed Results

Section 5: Comments

## NOTE:

The responses to the Instructor Selected Questions are only reported to you as the instructor of the course. Your supervisor does NOT have access. If you would like to share this information with your supervisor or review committees, you may present it to them.

---

Creation Date: **Thu, Sep 06, 2018**

# INSTRUCTOR REPORT

## Response Rate

Raters	Students
Responded	19
Invited	20
Response Ratio	95.0%

## Section 1: Instructor Information

### Did the instructor design the course?

Options	Count
Yes	1
No	0
In Part (e.g. designed components or selected course materials)	0

*Note that this section only displays if you have submitted contextual information, otherwise this section may be empty.*

## Section 2: Summary of Results - Part 1. Institution-Wide Questions

Please note the following is the scale used for all questions in this report unless indicated otherwise:

Scale used: 1=Strongly Disagree, 2=Disagree, 3=No Opinion, 4=Agree, 5=Strongly Agree

### Overall, the quality of my learning experience in this course was ...

Scale used: 1=Very Poor, 2=Poor, 3=Fair, 4=Good, 5=Very Good

Mean	SD	Resp
4.42	0.84	19

### I attended class...

Scale used: 1=Never, 2=Rarely, 3>About half of the time, 4=Most of the time, 5=All of the time

Mean	SD	Resp
4.68	0.48	19

### How easy was this course?

Scale used: 1=Very Hard 2=Hard, 3=Medium, 4=Easy, 5=Very Easy

Mean	SD	Resp
2.74	0.56	19

### Experience with the instructor

	Mean	SD	Resp
The course instructor explained course concepts clearly.	4.53	0.61	19
The course instructor explained grading criteria clearly.	4.42	0.84	19
The course instructor created a respectful learning environment.	4.84	0.37	19
The course instructor was approachable when students asked for guidance.	4.63	0.76	19

**Experience with the course**

	Mean	SD	Resp
The different course parts/activities (lectures, labs, tutorials, online forums, discussions, etc.) were connected.	4.79	0.42	19
Course materials (textbook, readings, handouts, assignments, etc.) improved my understanding of the course content.	4.53	0.61	19
The assessments in this course (tests, assignments, essays, etc.) allowed me to demonstrate my understanding of the course content.	4.26	0.99	19
Course activities (lectures, discussions, group work, labs, etc.) were engaging.	4.53	0.51	19



## Section 2: Summary of Results - Part 2. Faculty of Arts and Social Sciences Questions

Please note the following is the scale used for all questions in this report unless indicated otherwise:  
 Scale used: 1=Strongly Disagree, 2=Disagree, 3=No Opinion, 4=Agree, 5=Strongly Agree

**When explaining course concepts, the instructor connected the concepts to the major themes of the course.**

Mean	SD	Resp
4.61	0.61	18

**The course instructor made it clear what students were expected to learn in the course.**

Mean	SD	Resp
4.61	0.50	18

**My experience in this course has motivated me to learn more about the subject.**

Mean	SD	Resp
3.84	0.96	19

**We are interested in knowing to what extent courses promote critical thinking. To think critically means to carefully evaluate an idea or hypothesis on the basis of the available evidence, and to try to reach a justifiable conclusion using rational analysis within the context of a specific discipline. My experience in this course has encouraged me to think critically.**

Mean	SD	Resp
4.37	0.68	19

**Section 2: Summary of Results - Part 3. Political Science Questions School/Department Questions**

*Please note the following is the scale used for all questions in this report unless indicated otherwise:  
 Scale used: 1=Strongly Disagree, 2=Disagree, 3=No Opinion, 4=Agree, 5=Strongly Agree*

**This course encouraged me to be more politically engaged**

Mean	SD	Resp
3.89	0.88	19

**Attending lectures/seminars enhanced my understanding of the subject matter of the course.**

Mean	SD	Resp
4.68	0.48	19

### Section 3: Detailed Results - Part 1. Institution-Wide Questions

Notes:

- "NRP" in the following tables indicates that there is no score value for a response of **Not Applicable**
- In the comparison table, the information is displayed in the following order: **Mean, Count, Standard Deviation**

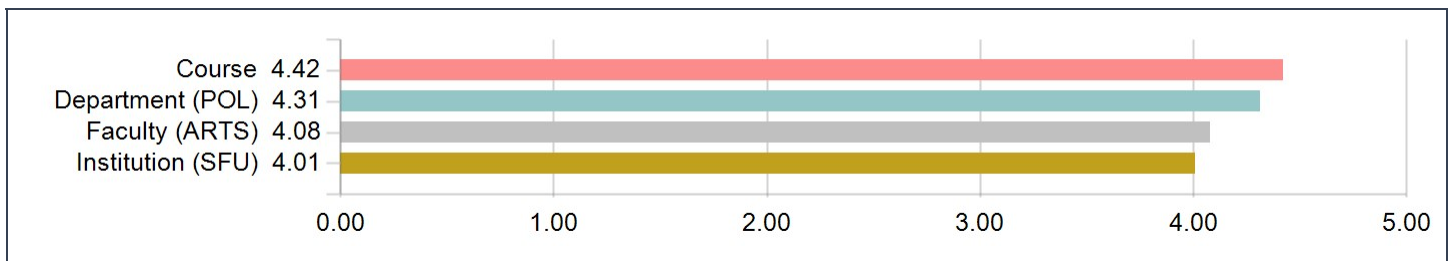
Overall, the quality of my learning experience in this course was ...

Distribution of Responses

Options	Score	Count	Percentage
Very Good	5	11	57.9%
Good	4	6	31.6%
Fair	3	1	5.3%
Poor	2	1	5.3%
Very Poor	1	0	0.0%
Statistics			Value
Response Count			19
Mean			4.42
Standard Deviation			0.84

Comparison of Mean Scores

Question	Department (POL)			Faculty (ARTS)			Institution (SFU)		
	Mean	Response Count	Standard Deviation	Mean	Response Count	Standard Deviation	Mean	Response Count	Standard Deviation
Overall, the quality of my learning experience in this course was ...	4.31	109	0.81	4.08	1757	1.00	4.01	6805	1.06



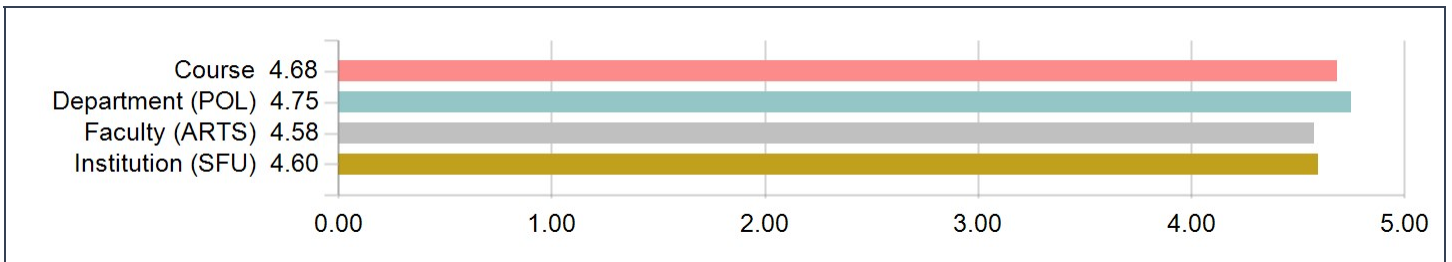
## I attended class...

Distribution of Responses

Options	Score	Count	Percentage
All of the time	5	13	68.4%
Most of the time	4	6	31.6%
About half of the time	3	0	0.0%
Rarely	2	0	0.0%
Never	1	0	0.0%
Statistics			Value
Response Count			19
Mean			4.68
Standard Deviation			0.48

Comparison of Mean Scores

Question	Department (POL)			Faculty (ARTS)			Institution (SFU)		
	Mean	Response Count	Standard Deviation	Mean	Response Count	Standard Deviation	Mean	Response Count	Standard Deviation
I attended class...	4.75	107	0.46	4.58	1737	0.64	4.60	6732	0.66





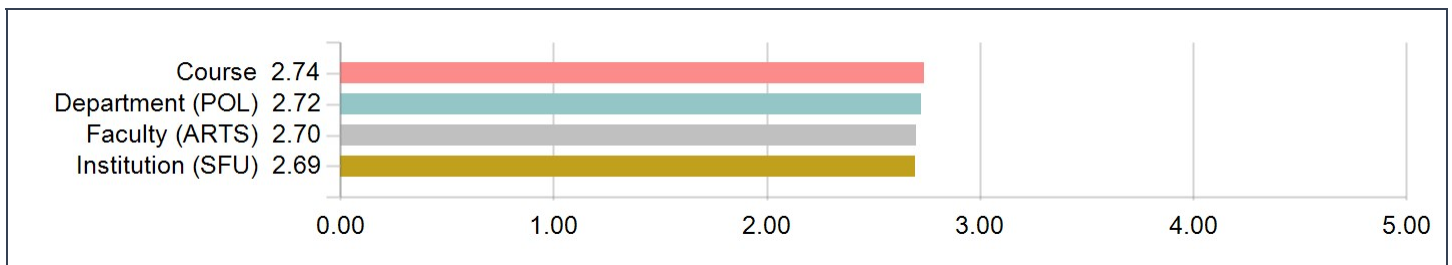
## How easy was this course?

### Distribution of Responses

Options	Score	Count	Percentage
Very Easy	5	0	0.0%
Easy	4	1	5.3%
Medium	3	12	63.2%
Hard	2	6	31.6%
Very Hard	1	0	0.0%
Statistics			Value
Response Count			19
Mean			2.74
Standard Deviation			0.56

### Comparison of Mean Scores

Question	Department (POL)			Faculty (ARTS)			Institution (SFU)		
	Mean	Response Count	Standard Deviation	Mean	Response Count	Standard Deviation	Mean	Response Count	Standard Deviation
How easy was this course?	2.72	108	0.54	2.70	1735	0.79	2.69	6734	0.82



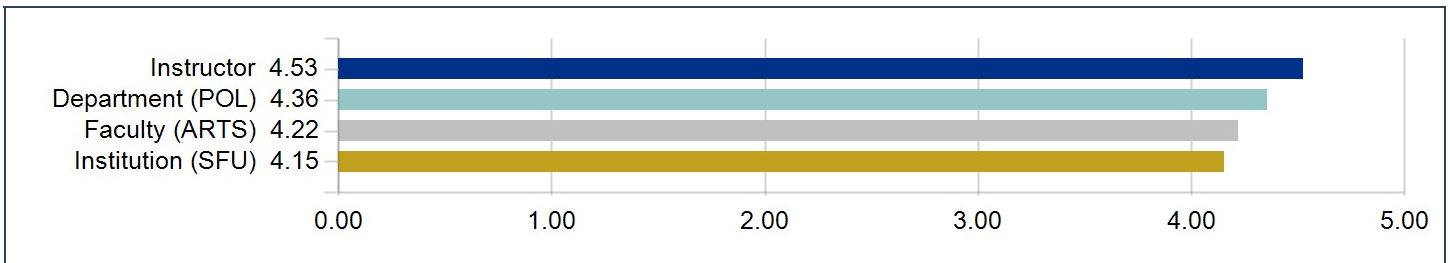
## The course instructor explained course concepts clearly.

### Distribution of Responses

Options	Score	Count	Percentage
Strongly Agree	5	11	57.9%
Agree	4	7	36.8%
No Opinion	3	1	5.3%
Disagree	2	0	0.0%
Strongly Disagree	1	0	0.0%
Statistics			Value
Response Count			19
Mean			4.53
Standard Deviation			0.61

### Comparison of Mean Scores

Question	Department (POL)			Faculty (ARTS)			Institution (SFU)		
	Mean	Response Count	Standard Deviation	Mean	Response Count	Standard Deviation	Mean	Response Count	Standard Deviation
The course instructor explained course concepts clearly.	4.36	109	0.79	4.22	1753	0.92	4.15	6829	1.02



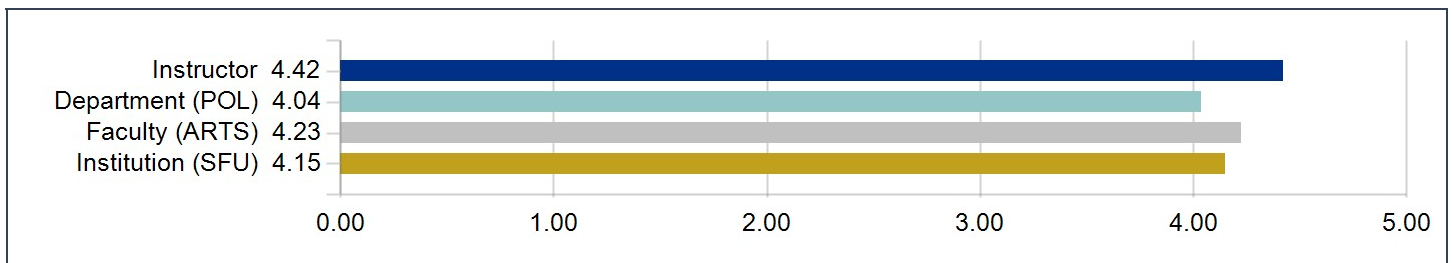
## The course instructor explained grading criteria clearly.

### Distribution of Responses

Options	Score	Count	Percentage
Strongly Agree	5	11	57.9%
Agree	4	6	31.6%
No Opinion	3	1	5.3%
Disagree	2	1	5.3%
Strongly Disagree	1	0	0.0%
Statistics			Value
Response Count			19
Mean			4.42
Standard Deviation			0.84

### Comparison of Mean Scores

Question	Department (POL)			Faculty (ARTS)			Institution (SFU)		
	Mean	Response Count	Standard Deviation	Mean	Response Count	Standard Deviation	Mean	Response Count	Standard Deviation
The course instructor explained grading criteria clearly.	4.04	109	0.94	4.23	1741	0.94	4.15	6747	1.04



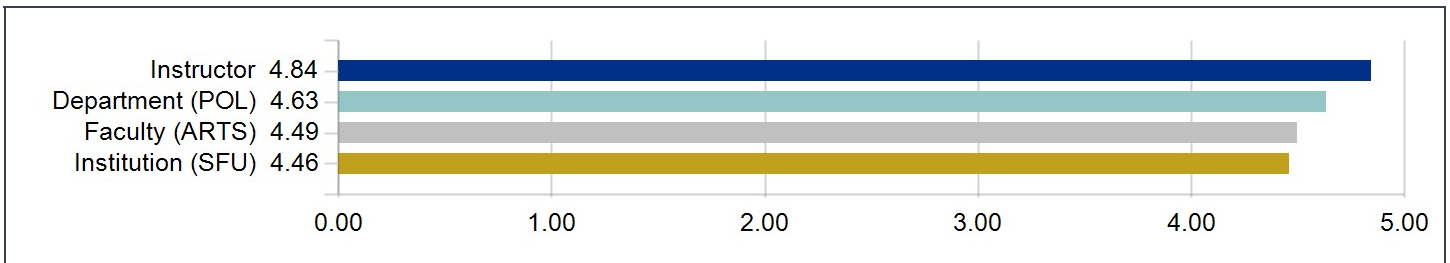
## The course instructor created a respectful learning environment.

### Distribution of Responses

Options	Score	Count	Percentage
Strongly Agree	5	16	84.2%
Agree	4	3	15.8%
No Opinion	3	0	0.0%
Disagree	2	0	0.0%
Strongly Disagree	1	0	0.0%
Statistics			Value
Response Count			19
Mean			4.84
Standard Deviation			0.37

### Comparison of Mean Scores

Question	Department (POL)			Faculty (ARTS)			Institution (SFU)		
	Mean	Response Count	Standard Deviation	Mean	Response Count	Standard Deviation	Mean	Response Count	Standard Deviation
The course instructor created a respectful learning environment.	4.63	109	0.59	4.49	1744	0.73	4.46	6745	0.80



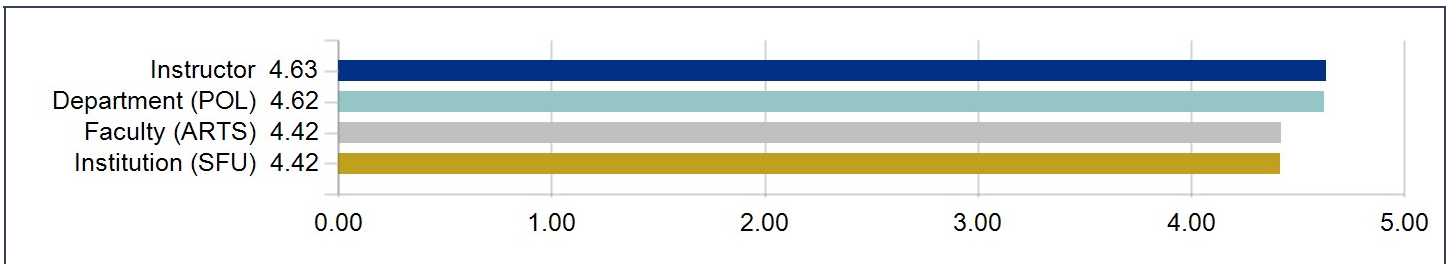
## The course instructor was approachable when students asked for guidance.

### Distribution of Responses

Options	Score	Count	Percentage
Strongly Agree	5	14	73.7%
Agree	4	4	21.1%
No Opinion	3	0	0.0%
Disagree	2	1	5.3%
Strongly Disagree	1	0	0.0%
Statistics			Value
Response Count			19
Mean			4.63
Standard Deviation			0.76

### Comparison of Mean Scores

Question	Department (POL)			Faculty (ARTS)			Institution (SFU)		
	Mean	Response Count	Standard Deviation	Mean	Response Count	Standard Deviation	Mean	Response Count	Standard Deviation
The course instructor was approachable when students asked for guidance.	4.62	109	0.65	4.42	1725	0.80	4.42	6672	0.85



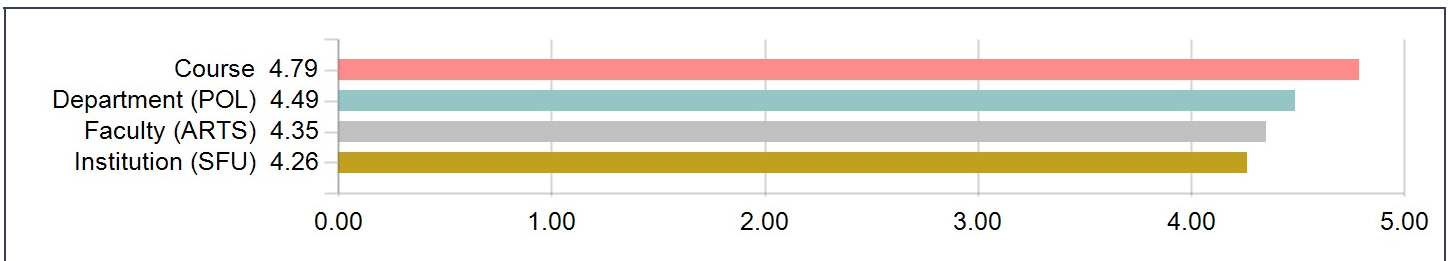
**The different course parts/activities (lectures, labs, tutorials, online forums, discussions, etc.) were connected.**

Distribution of Responses

Options	Score	Count	Percentage
Strongly Agree	5	15	78.9%
Agree	4	4	21.1%
No Opinion	3	0	0.0%
Disagree	2	0	0.0%
Strongly Disagree	1	0	0.0%
Statistics	Value		
Response Count	19		
Mean	4.79		
Standard Deviation	0.42		

Comparison of Mean Scores

Question	Department (POL)			Faculty (ARTS)			Institution (SFU)		
	Mean	Response Count	Standard Deviation	Mean	Response Count	Standard Deviation	Mean	Response Count	Standard Deviation
The different course parts/activities (lectures, labs, tutorials, online forums, discussions, etc.) were connected.	4.49	109	0.75	4.35	1713	0.83	4.26	6680	0.92



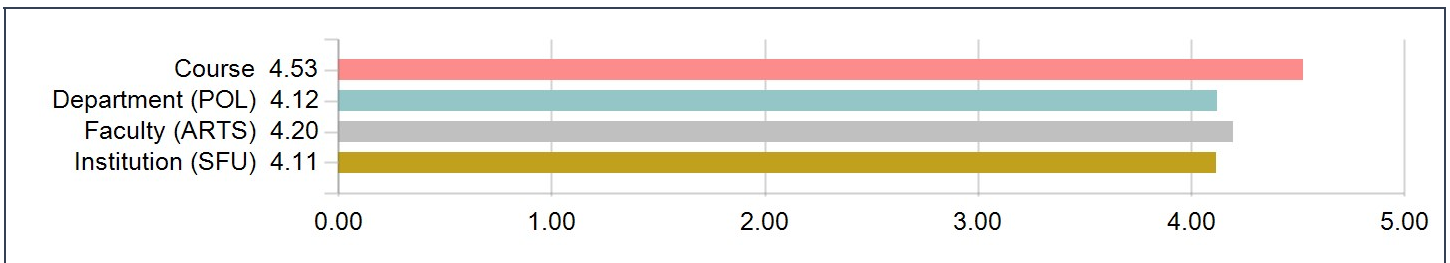
### Course materials (textbook, readings, handouts, assignments, etc.) improved my understanding of the course content.

Distribution of Responses

Options	Score	Count	Percentage
Strongly Agree	5	11	57.9%
Agree	4	7	36.8%
No Opinion	3	1	5.3%
Disagree	2	0	0.0%
Strongly Disagree	1	0	0.0%
Statistics			Value
Response Count			19
Mean			4.53
Standard Deviation			0.61

Comparison of Mean Scores

Question	Department (POL)			Faculty (ARTS)			Institution (SFU)		
	Mean	Response Count	Standard Deviation	Mean	Response Count	Standard Deviation	Mean	Response Count	Standard Deviation
Course materials (textbook, readings, handouts, assignments, etc.) improved my understanding of the course content.	4.12	108	1.02	4.20	1736	0.94	4.11	6674	1.00



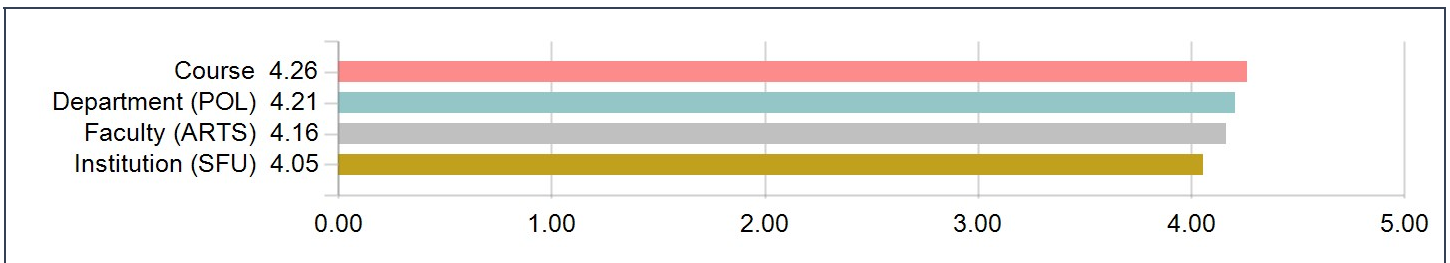
**The assessments in this course (tests, assignments, essays, etc.) allowed me to demonstrate my understanding of the course content.**

Distribution of Responses

Options	Score	Count	Percentage
Strongly Agree	5	9	47.4%
Agree	4	8	42.1%
No Opinion	3	1	5.3%
Disagree	2	0	0.0%
Strongly Disagree	1	1	5.3%
Statistics			Value
Response Count			19
Mean			4.26
Standard Deviation			0.99

Comparison of Mean Scores

Question	Department (POL)			Faculty (ARTS)			Institution (SFU)		
	Mean	Response Count	Standard Deviation	Mean	Response Count	Standard Deviation	Mean	Response Count	Standard Deviation
The assessments in this course (tests, assignments, essays, etc.) allowed me to demonstrate my understanding of the course content.	4.21	107	0.94	4.16	1739	0.98	4.05	6719	1.06





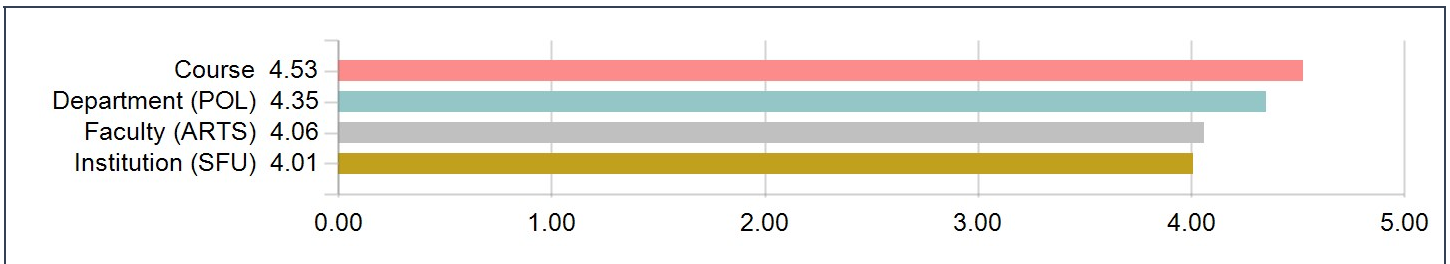
### Course activities (lectures, discussions, group work, labs, etc.) were engaging.

#### Distribution of Responses

Options	Score	Count	Percentage
Strongly Agree	5	10	52.6%
Agree	4	9	47.4%
No Opinion	3	0	0.0%
Disagree	2	0	0.0%
Strongly Disagree	1	0	0.0%
Statistics			Value
Response Count			19
Mean			4.53
Standard Deviation			0.51

#### Comparison of Mean Scores

Question	Department (POL)			Faculty (ARTS)			Institution (SFU)		
	Mean	Response Count	Standard Deviation	Mean	Response Count	Standard Deviation	Mean	Response Count	Standard Deviation
Course activities (lectures, discussions, group work, labs, etc.) were engaging.	4.35	108	0.82	4.06	1719	1.02	4.01	6652	1.10



### Section 3: Detailed Results - Part 2. Arts and Social Sciences Questions Questions

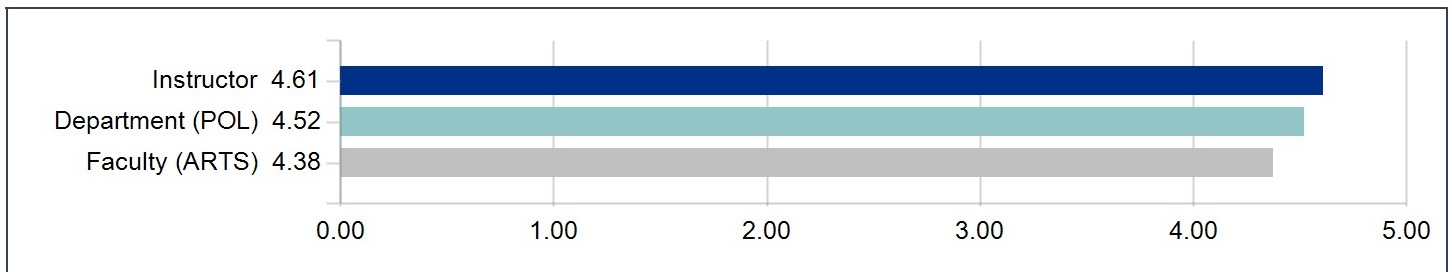
**When explaining course concepts, the instructor connected the concepts to the major themes of the course.**

Distribution of Responses

Options	Score	Count	Percentage
Strongly Agree	5	12	66.7%
Agree	4	5	27.8%
No Opinion	3	1	5.6%
Disagree	2	0	0.0%
Strongly Disagree	1	0	0.0%

Comparison of Mean Scores

Question	Instructor			Department (POL)			Faculty (ARTS)		
	Mean	Response Count	Standard Deviation	Mean	Response Count	Standard Deviation	Mean	Response Count	Standard Deviation
When explaining course concepts, the instructor connected the concepts to the major themes of the course.	4.61	18	0.61	4.52	108	0.72	4.38	1739	0.81



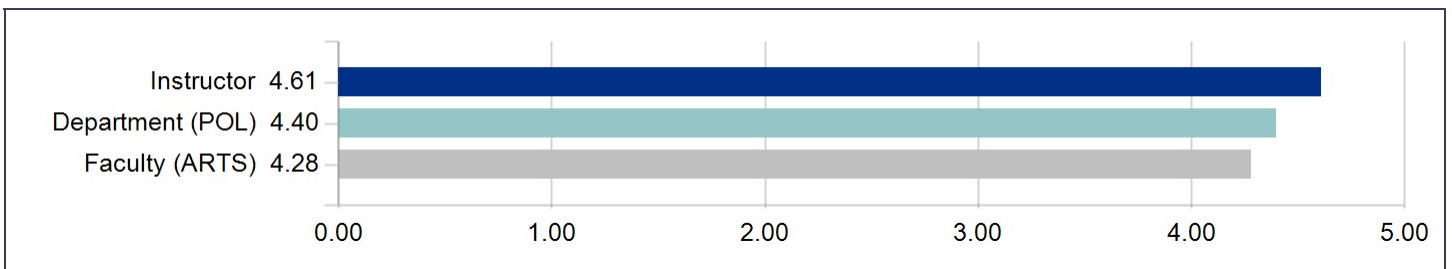
**The course instructor made it clear what students were expected to learn in the course.**

Distribution of Responses

Options	Score	Count	Percentage
Strongly Agree	5	11	61.1%
Agree	4	7	38.9%
No Opinion	3	0	0.0%
Disagree	2	0	0.0%
Strongly Disagree	1	0	0.0%

Comparison of Mean Scores

Question	Instructor			Department (POL)			Faculty (ARTS)		
	Mean	Response Count	Standard Deviation	Mean	Response Count	Standard Deviation	Mean	Response Count	Standard Deviation
The course instructor made it clear what students were expected to learn in the course.	4.61	18	0.50	4.40	108	0.83	4.28	1736	0.90



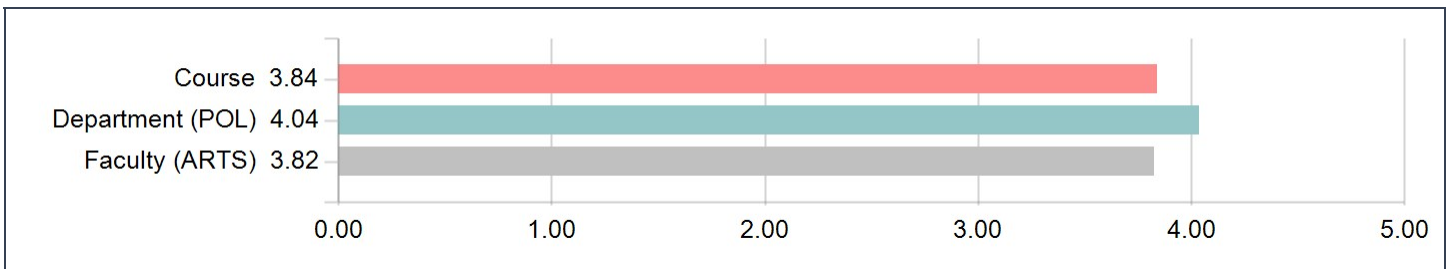
### My experience in this course has motivated me to learn more about the subject.

Distribution of Responses

Options	Score	Count	Percentage
Strongly Agree	5	5	26.3%
Agree	4	8	42.1%
No Opinion	3	4	21.1%
Disagree	2	2	10.5%
Strongly Disagree	1	0	0.0%

Comparison of Mean Scores

Question	Course			Department (POL)			Faculty (ARTS)		
	Mean	Response Count	Standard Deviation	Mean	Response Count	Standard Deviation	Mean	Response Count	Standard Deviation
My experience in this course has motivated me to learn more about the subject.	3.84	19	0.96	4.04	108	1.00	3.82	1736	1.14



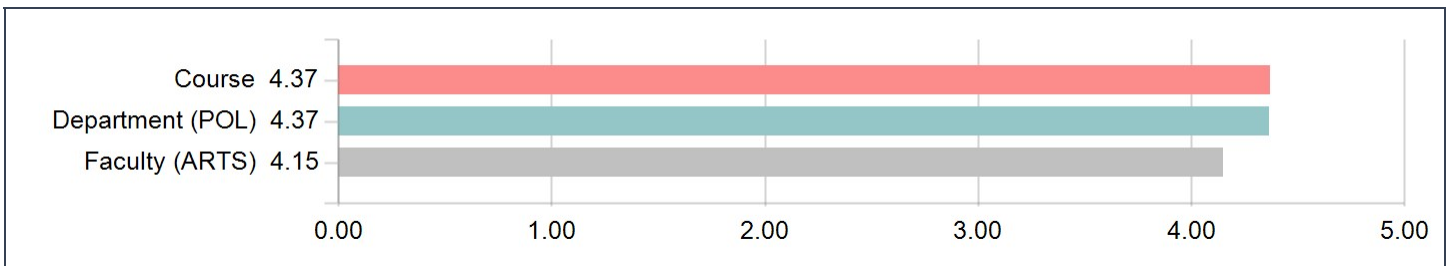
**We are interested in knowing to what extent courses promote critical thinking. To think critically means to carefully evaluate an idea or hypothesis on the basis of the available evidence, and to try to reach a justifiable conclusion using rational analysis within the context of a specific discipline. My experience in this course has encouraged me to think critically.**

Distribution of Responses

Options	Score	Count	Percentage
Strongly Agree	5	9	47.4%
Agree	4	8	42.1%
No Opinion	3	2	10.5%
Disagree	2	0	0.0%
Strongly Disagree	1	0	0.0%

Comparison of Mean Scores

Question	Course			Department (POL)			Faculty (ARTS)		
	Mean	Response Count	Standard Deviation	Mean	Response Count	Standard Deviation	Mean	Response Count	Standard Deviation
We are interested in knowing to what extent courses promote critical thinking. To think critically means to carefully evaluate an idea or hypothesis on the basis of the available evidence, and to try to reach a justifiable conclusion using rational analysis within the context of a specific discipline. My experience in this course has encouraged me to think critically.	4.37	19	0.68	4.37	109	0.73	4.15	1737	0.92



### Section 3: Detailed Results - Part 3. School/Department of Political Science Questions

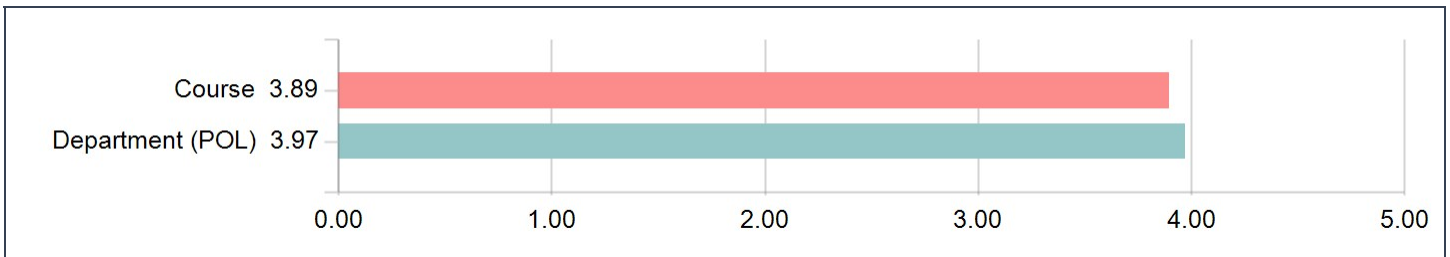
#### This course encouraged me to be more politically engaged

Distribution of Responses

Options	Score	Count	Percentage
Strongly Agree	5	5	26.3%
Agree	4	8	42.1%
No Opinion	3	5	26.3%
Disagree	2	1	5.3%
Strongly Disagree	1	0	0.0%

Comparison of Mean Scores

Question	Course			Department (POL)		
	Mean	Response Count	Standard Deviation	Mean	Response Count	Standard Deviation
This course encouraged me to be more politically engaged	3.89	19	0.88	3.97	109	0.94



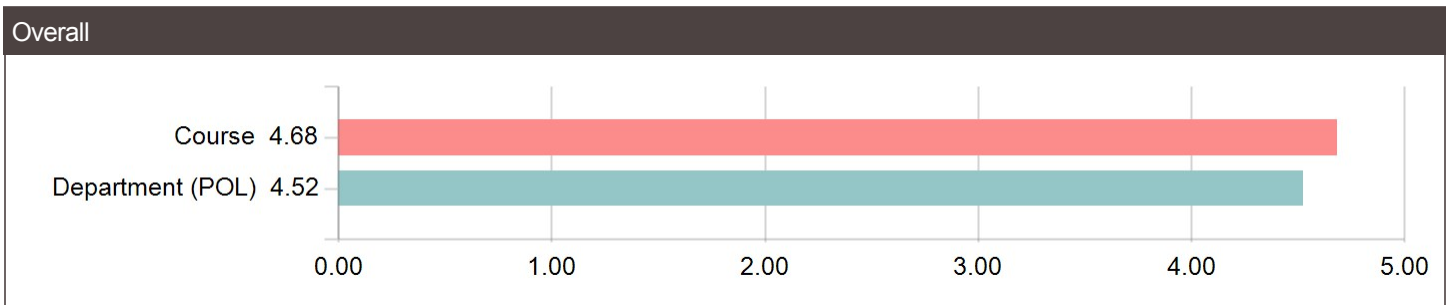
### Attending lectures/seminars enhanced my understanding of the subject matter of the course.

Distribution of Responses

Options	Score	Count	Percentage
Strongly Agree	5	13	68.4%
Agree	4	6	31.6%
No Opinion	3	0	0.0%
Disagree	2	0	0.0%
Strongly Disagree	1	0	0.0%

Comparison of Mean Scores

Question	Course			Department (POL)		
	Mean	Response Count	Standard Deviation	Mean	Response Count	Standard Deviation
Attending lectures/seminars enhanced my understanding of the subject matter of the course.	4.68	19	0.48	4.52	109	0.74





## Section 4: Instructor-Selected Questions

Please note the following:

- The responses to these questions are only reported to you as the instructor of the course. Your supervisor does NOT have access. If you would like to share this information with your supervisor or review committees, you may present it to them.

- Only the questions that you selected are displayed, otherwise this section may be empty.



## Section 5: Comments

*Note that this section only displays if comments have been submitted, otherwise this section may be empty.*

### Do you have any further comments?

Comments
Great professor who cares about his students.
I really enjoyed taking this course, I thought that taking it as a summer intersession was going to be very difficult, but Sanjay made the experience very good!
Sanjay Jeram has been the best professor I have ever had in post-secondary, and maybe even the best teacher i have ever been taught by. He is not only a professional in his field, but he has obviously taken great time and consideration to make sure that his students are learning, and that his teaching methods are the best that they can be. Many professors I have had in the past are definitely professionals in their field, but this does not make them into effective instructors.
Sanjay has exceeded well beyond the scope of his job and is teaching content in innovative and effective ways. I liked how the lectures were well structured; it was clear what we were learning, what we were expected to know, and how everything relates to one another. In my opinion, a good instructor will give a student all the tools they need to do well in the class, which Sanjay did very effectively. His lecture slides were clear, concise, and easy to study when going over them in the future (as opposed to small key words and phrases that a student will have trouble studying in the future).
Sanjay was also an adaptive instructor. He listened to his students and adjusted assignments and lectures to best meet the needs at hand. He took the job of being instructor to a level that I have never experienced in post-secondary, and I believe this needs to be the new standard for all professors.
Sanjay was also very non-biased in his explanations. He would always give heed to other arguments and holes in what he was saying, which inspired me to think critically about everything.
Sanjay's course was not easy. Actually, it was one of the most difficult classes I have ever taken, probably because it was a condensed course but the course material was also quite technical and not the easiest to grasp. Despite this, I enjoyed this class very much because every single lecture felt like we were learning something, and moving closer to our end goal. I looked forward to attending this class and I felt like I got a lot out of it – thanks to the class structure, material, and of course the instructor.
Sanjay was also a very personable, reasonable, and kind person. It was easy to approach him with questions, which he constantly encouraged, and he provided a light and fun learning environment. If I have the opportunity to take another class with him in the future I would take it without hesitation.
I hope that other professors can learn from Sanjay and apply his teaching ethics to their classes – I think a professor should be more than just a professional in their field, they need to be the best teachers around so that they can prepare students to be as effective in the world as possible. I find it staggering and quite backwards that professors are not required to undergo rigorous instructor-training when they are the ones responsible for teaching the professional and intellectual world. If all professors were like Sanjay, I think students would be more engaged, motivated to learn, and would finish with better grades. All of these factors are, of course, mostly dependent on the student, but the instructor has the ability to make a significant impact. Personally, I have been thinking about ways to improve our education system (however, I am more concerned about the high-school level) and this class with Sanjay has given me many ideas for how to improve our education. Hopefully the rest of the university community will see Sanjay's techniques and apply them to other faculties and courses – and, most importantly, recognize that our education system is not nearly as good as it can be so we need to be constantly searching for new ways to teach.
Textbook – Howard's textbook was great. Very easy to read but still provided enough depth to understand the foundations of research. Definitely would recommend using it for further courses. I also did some independent online learning, and kept coming back to Howard's book because a lot of the material out there was too dense and "wordy"

**Comments**

2. Assignments – I liked the assignments. Good call on not having one big paper at the end! Definitely got to use different "muscles" on each assignment, and that did help my understanding.

3. Lecture format – For a course that isn't that intuitive for most, a smaller class format with plenty of conversation and examples was greatly appreciated. Much better than the painfully awkward conversation moments in a tutorial, where a bored TA stares at everyone, waiting for someone to pipe up. No one ever does, which makes tutorials, for me, a total waste of time.

The textbook by Howard gave relevant examples to the course material that is why it was great to read. I liked how the assignment is structured, it is not overwhelming and it is in chunks which I think help students to learn better. The quizzes helped us refresh our brains after the lecture has been taught. I also like how you take the time on each slide to make sure that everyone gets the concept of the lecture. Getting into groups after an assignment or during lectures definitely is an effective way of engaging students and it helped me out a lot.

I liked the Howard readings because they were quite funny and made it easy to understand what we were learning. In the future i might suggest ordering his textbook for the class rather than posting stuff online since i would prefer to read from a textbook rather than from a screen. The three assignments were good and the quiz structure motivated me to keep up with the readings but perhaps the three assignments could be shortened a bit due to the nature of the summer session class. It was good when we stopped the lecture and did small group activities to enhance our understanding. I really liked that generally. Thank you! : )

Thoughts on Howard: Good textbook, but a little wordy. I found some of the examples to be a bit redundant. I also really liked the formatting of Berdahl & Archer. Key words and definitions were very clear. But it lacked examples and therefore was a bit harder to understand. (I suggest keeping the readings on Canvas because textbooks are expensive!).

Thoughts on assignment style: The number of assignments for an intersession class was a bit intense. But the style of more shorter essays vs. a single longer essay is a lot better! Felt that I was able to grasp the concepts and strategies with ease through multiple assignments. The papers used for this class (Encarnacion and Immerget) were also good.

Thoughts on lecture style: Stopping to do activities was effective for a smaller classroom. It would not work if the class had more than 30 students. Unlikely to work well in a lecture hall. While I was not keen on participating actively (ie. writing on the board), I enjoyed listening to everyone's understandings of the concepts because it helped me understand as well.

Overall, I highly recommend have smaller classes for POL 200 and 201. There is a lot of theoretical learning done, and it is easier to digest if your professeur can properly assess how the class is doing.

I liked the assignment/quiz structure. A few smaller assignments is less stressful than 1 huge assignment. Also only having 1 test that's not a final eased a lot of my stress. The Textbook content was fine, but the pdf was hard to read and I'd get lost while reading because the text was so small. I liked being able to talk about the assignments and such.

This course was much more interesting than I expected it to be going into it! Sanjay seems really interested in the material which made it more interesting for me as well. I really liked the textbook as it helped me understand the concepts but was still easy and somewhat fun to read. I also liked the assignment structure of the class, although with the compressed class it was difficult to keep up with the deadlines on these assignments. If this class was taught over the whole semester, the quizzes and assignments would work really well! I also liked how we stopped often to discuss the material, as it allowed me to better understand the material, although I'm not sure how this would work for a larger class. Overall, I enjoyed this course and the way it was taught!

Taking time to stop and discuss the assignments and other course related information helped me greatly to understand. The activities done in the class helped me think more critically of the different concepts.

The assignments in the class helped me focus on different sections of the course and helped me understand why I was writing the assignment.

The texts did help me somewhat as the diagrams and explanations for why learning the different concepts proved to be beneficial.

This course has given me a new respect for research. I really liked Howard's txtbk although I think it needed more examples. I've taken a few research courses that had really thick txtbks which had a lot of content but were boring. Howard tries to be funny so I appreciate that. The assignments were tough, the first one more so, but it was a pretty cool format that really got me thinking. It helped with understanding the material easier. I think it should be applied for future semesters. Quizzes were great as we could have open book which really helps with students that have test anxiety such as myself. Thanks!

The text book used in this class overall helped me understand the contents, but I personally prefer the one with more

**Comments**

precise expiation to each concepts.

1) How were the activities and breaks during lecture?

I enjoyed the interactive levels to this course. Interacting with each other, allowed me to think about what I just learned and apply it right away. This is useful because once I get home and work on the material later that night or the next day, I can recall with more ease.

2) Howard as a textbook?

Considering how much money we spent on these textbooks and how professors rarely include or go over the details of the textbooks, I thought Sanjay did a great job of including specific chapters and pages of the readings in his lectures. The readings from howard itself were easy to read and highlighted key terms which is use for referencing and studying at a later time. Also they were online, saving tons of what is ususally wasted paper weights.

3) How was the assignment and quiz structure?

For a condensed course the assignments were very fair and easy to follow. While I know some students didn't do as well as they'd like, it's because applying the actual concepts can be difficult. But Sanjay included revision periods and time for everyone to give each other feedback on the assignment, to do well on the next one. He even provided extensions on assignments and worked in a flexible manner so that we were covered for each assignment. As for quizzes, they were fair and about the course material, and challenged my thinking.

Sanjay is a great prof, I really enjoyed his lectures and I can say that I have learnt a lot from him and the people I have been in this class with too. I really liked how engaging the classes were, discussing in groups with my fellow classmates was eye opening and really helped me with bettering my assignments. The way the assignments were structured was good too. I think it gave me the opportunity to better myself in every assignment. Overall it was good learning experience in terms of the quizzes because it also showed how much I understood course material. I enjoyed reading Howard too, connected well with what we learnt in lecture.

the criteria for the assignments were confusing, most of the times i didnt know what was exactly required of me. but overall, i did like how sanjay pushed us to work together to better understand the topics in class, and that he was always open to answer questions relation to the course material.

Regarding the book: length was good, if the book is too big you never get to use and read it all.

Format of assignments: nice to have several assignments, since they are quite hard it gives you a chance to get a better score.

Format of class: enjoyable, preferable to take pauses to explain and work on the concepts together.

I can see why some kids from here who may have the comforts that may not be available to some international students may have found this course very comfortable . Material was easy enough to grasp given class attendance and time . The text book was very good and clear and so was Sanjays teaching style . You can tell he put a lot of effort into the structure of the course and to provide us with a real life experience . I have to say like most professors and administrations that may have been here for a long time or come from here Sanjay lacks the flexibility that students with extenuating circumstances have . The rigidity of the course I find failed me as a student who has been plunged in circumstances beyond her control . Where most professors acknowledged the hard work and had an avenue for lternatives Sanjay had a strict protocol and perhaps duly so because he in turn put in tonnes of work into this course it seems . It just sucks because as international students we put a lot into the system and are often short changed I especially get it l this course . Otherwise it was a decent course I learnt a lot it just won't reflect it .