

Individual Report - Fall 2017 (1177) for POL 200 D100 - Investigating Politics: Research Design and Qualitative Methods (Sanjay Jeram)

Student Evaluation of Teaching and Courses (SETC Fall 2017) - NEW

Report Comments

This report contains the results of responses from students in the above course to the Institution-Wide, Faculty, Department and Instructor-selected questions.

Table of Contents

Section 1: Instructor Information

Section 2: Summary of Results:

- Part 1. Institution-Wide Questions
- Part 2. Faculty Questions
- Part 3. Department Questions (where applicable)

Section 3: Detailed Results:

- Part 1. Institution-Wide Questions
- Part 2. Faculty Questions
- Part 3. Department Questions (where applicable)

Section 4: Instructor Selected Questions - Detailed Results

Section 5: Comments

Creation Date Mon, Jan 08, 2018

INSTRUCTOR REPORT

Response Rate

Raters	Students
Responded	100
Invited	112
Response Ratio	89.3%

Section 1: Instructor Information

Did the instructor design the course?

Options	Count
Yes	1
No	0
In Part (e.g. designed components or selected course materials)	0

Instructor Statement

Comments
This is still a new course, although I feel it is getting better each time I teach it. Being an obligatory methods course will always affect the scores to some extent.

Note that this section only displays if you have submitted contextual information, otherwise this section may be empty.

Section 2: Summary of Results - Part 1. Institution-Wide Questions

Please note the following is the scale used for all questions in this report unless indicated otherwise:

Scale used: 1=Strongly Disagree, 2=Disagree, 3=No Opinion, 4=Agree, 5=Strongly Agree

Scale used: 1=Very Poor, 2=Poor, 3=Fair, 4=Good, 5=Very Good

	Mean	SD	Resp
Overall, the quality of my learning experience in this course was ...	4.32	0.76	100

Scale used: 1=Never, 2=Rarely, 3>About half of the time, 4=Most of the time, 5=All of the time

	Mean	SD	Resp
I attended class...	4.62	0.53	98

Scale used: 1=Very Hard 2=Hard, 3=Medium, 4=Easy, 5=Very Easy

	Mean	SD	Resp
How easy was this course?	3.17	0.69	98

Experience with the instructor

	Mean	SD	Resp
The course instructor explained course concepts clearly.	4.39	0.83	100
The course instructor explained grading criteria clearly.	4.54	0.72	99
The course instructor created a respectful learning environment.	4.69	0.55	99
The course instructor was approachable when students asked for guidance.	4.58	0.65	100

Experience with the course

	Mean	SD	Resp
The different course parts/activities (lectures, labs, tutorials, online forums, discussions, etc.) were connected.	4.32	0.79	99
Course materials (textbook, readings, handouts, assignments, etc.) improved my understanding of the course content.	4.25	0.88	99
The assessments in this course (tests, assignments, essays, etc.) allowed me to demonstrate my understanding of the course content.	4.29	0.80	100
Course activities (lectures, discussions, group work, labs, etc.) were engaging.	4.01	0.98	100

Section 2: Summary of Results - Part 2. Faculty of Arts and Social Sciences

Please note the following is the scale used for all questions in this report unless indicated otherwise:

Scale used: 1=Strongly Disagree, 2=Disagree, 3=No Opinion, 4=Agree, 5=Strongly Agree

	Mean	SD	Resp
When explaining course concepts, the instructor connected the concepts to the major themes of the course.	4.43	0.73	98

	Mean	SD	Resp
The course instructor made it clear what students were expected to learn in the course.	4.51	0.74	97

	Mean	SD	Resp
My experience in this course has motivated me to learn more about the subject.	3.53	1.05	98

	Mean	SD	Resp
We are interested in knowing to what extent courses promote critical thinking. To think critically means to carefully evaluate an idea or hypothesis on the basis of the available evidence, and to try to reach a justifiable conclusion using rational analysis within the context of a specific discipline. My experience in this course has encouraged me to think critically.	4.42	0.67	98

Section 2: Summary of Results - Part 3. Political Science School/Department Questions

*Please note the following is the scale used for all questions in this report unless indicated otherwise:
Scale used: 1=Strongly Disagree, 2=Disagree, 3=No Opinion, 4=Agree, 5=Strongly Agree*

	Mean	SD	Resp
This course encouraged me to be more politically engaged	3.72	0.96	98

	Mean	SD	Resp
Attending lectures/seminars enhanced my understanding of the subject matter of the course.	4.28	0.88	98

Section 3: Detailed Results - Part 1. Institution-Wide Questions

Notes:

- "NRP" in the following tables indicates that there is no score value for a response of **Not Applicable**
- In the comparison table, the information is displayed in the following order: **Mean, Count, Standard Deviation**

Overall, the quality of my learning experience in this course was ...

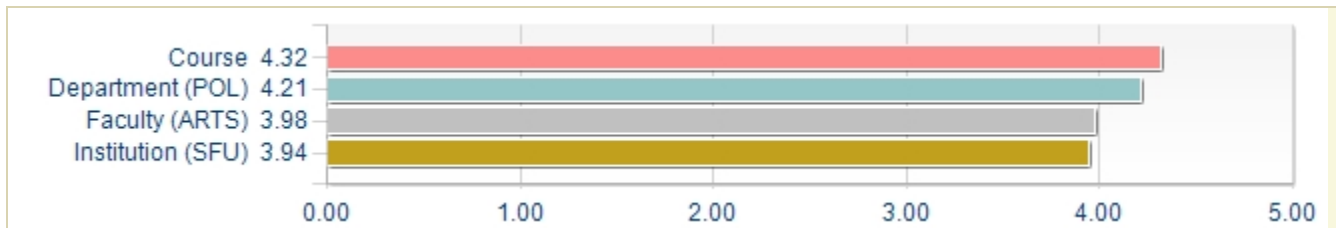
Distribution of Responses

Options	Score	Count	Percentage
Very Good	5	50	50.0%
Good	4	32	32.0%
Fair	3	18	18.0%
Poor	2	0	0.0%
Very Poor	1	0	0.0%

Statistics	Value
Response Count	100
Mean	4.32
Standard Deviation	0.76

Comparison of Mean Scores

Question	Department (POL)			Faculty (ARTS)			Institution (SFU)		
	Mean	Response Count	Standard Deviation	Mean	Response Count	Standard Deviation	Mean	Response Count	Standard Deviation
Overall, the quality of my learning experience in this course was ...	4.21	723	0.90	3.98	4795	1.02	3.94	20496	1.05



I attended class...

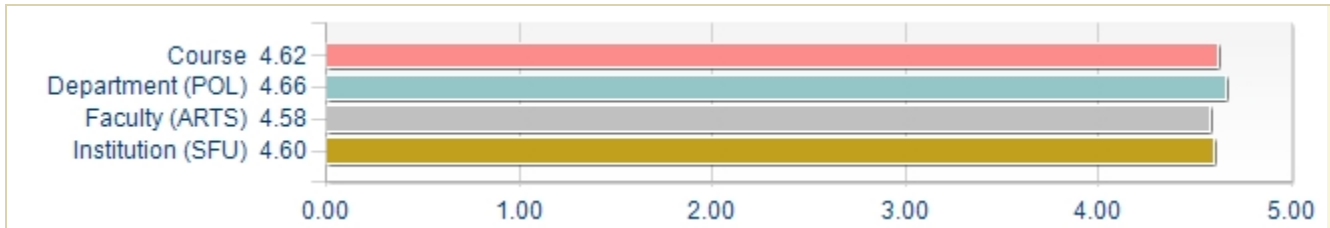
Distribution of Responses

Options	Score	Count	Percentage
All of the time	5	63	64.3%
Most of the time	4	33	33.7%
About half of the time	3	2	2.0%
Rarely	2	0	0.0%
Never	1	0	0.0%

Statistics	Value
Response Count	98
Mean	4.62
Standard Deviation	0.53

Comparison of Mean Scores

Question	Department (POL)			Faculty (ARTS)			Institution (SFU)		
	Mean	Response Count	Standard Deviation	Mean	Response Count	Standard Deviation	Mean	Response Count	Standard Deviation
I attended class...	4.66	714	0.58	4.58	4732	0.68	4.60	20282	0.68



How easy was this course?

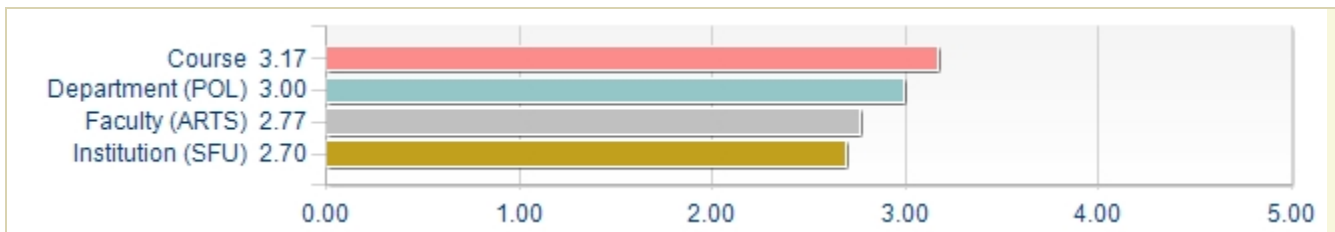
Distribution of Responses

Options	Score	Count	Percentage
Very Easy	5	4	4.1%
Easy	4	20	20.4%
Medium	3	64	65.3%
Hard	2	9	9.2%
Very Hard	1	1	1.0%

Statistics	Value
Response Count	98
Mean	3.17
Standard Deviation	0.69

Comparison of Mean Scores

Question	Department (POL)			Faculty (ARTS)			Institution (SFU)		
	Mean	Response Count	Standard Deviation	Mean	Response Count	Standard Deviation	Mean	Response Count	Standard Deviation
How easy was this course?	3.00	715	0.78	2.77	4737	0.83	2.70	20286	0.86



The course instructor explained course concepts clearly.

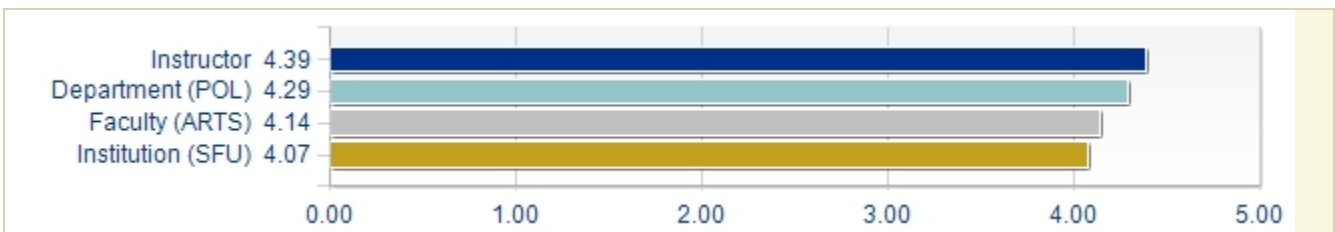
Distribution of Responses

Options	Score	Count	Percentage
Strongly Agree	5	55	55.0%
Agree	4	34	34.0%
No Opinion	3	7	7.0%
Disagree	2	3	3.0%
Strongly Disagree	1	1	1.0%

Statistics	Value
Response Count	100
Mean	4.39
Standard Deviation	0.83

Comparison of Mean Scores

Question	Department (POL)			Faculty (ARTS)			Institution (SFU)		
	Mean	Response Count	Standard Deviation	Mean	Response Count	Standard Deviation	Mean	Response Count	Standard Deviation
The course instructor explained course concepts clearly.	4.29	741	0.92	4.14	4816	1.00	4.07	21491	1.07



The course instructor explained grading criteria clearly.

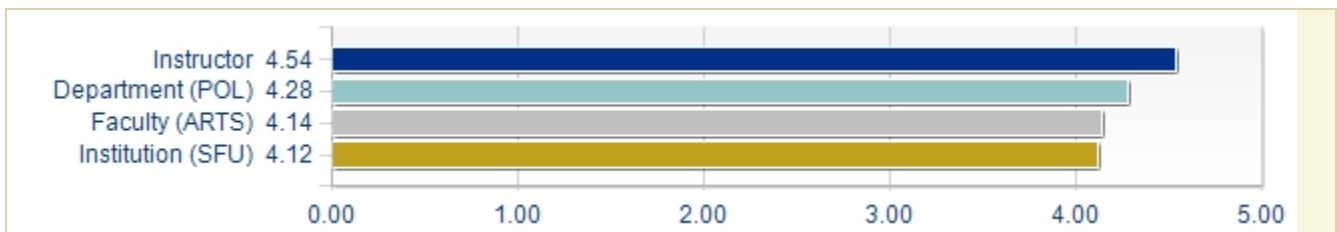
Distribution of Responses

Options	Score	Count	Percentage
Strongly Agree	5	62	62.6%
Agree	4	31	31.3%
No Opinion	3	4	4.0%
Disagree	2	1	1.0%
Strongly Disagree	1	1	1.0%

Statistics	Value
Response Count	99
Mean	4.54
Standard Deviation	0.72

Comparison of Mean Scores

Question	Department (POL)			Faculty (ARTS)			Institution (SFU)		
	Mean	Response Count	Standard Deviation	Mean	Response Count	Standard Deviation	Mean	Response Count	Standard Deviation
The course instructor explained grading criteria clearly.	4.28	731	0.98	4.14	4744	1.02	4.12	21171	1.04



The course instructor created a respectful learning environment.

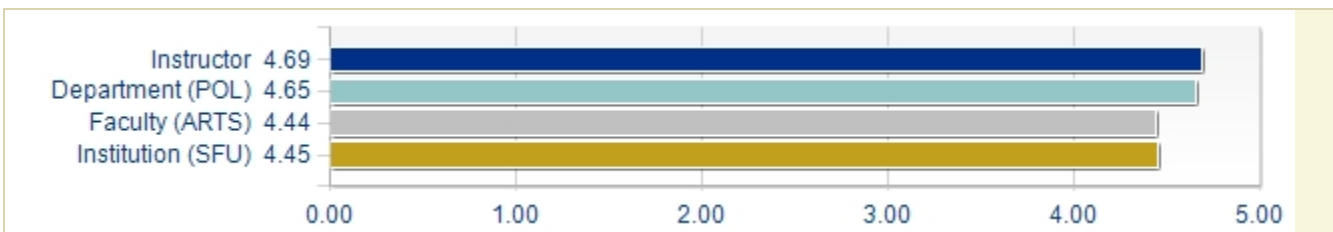
Distribution of Responses

Options	Score	Count	Percentage
Strongly Agree	5	72	72.7%
Agree	4	23	23.2%
No Opinion	3	4	4.0%
Disagree	2	0	0.0%
Strongly Disagree	1	0	0.0%

Statistics	Value
Response Count	99
Mean	4.69
Standard Deviation	0.55

Comparison of Mean Scores

Question	Department (POL)			Faculty (ARTS)			Institution (SFU)		
	Mean	Response Count	Standard Deviation	Mean	Response Count	Standard Deviation	Mean	Response Count	Standard Deviation
The course instructor created a respectful learning environment.	4.65	733	0.61	4.44	4743	0.78	4.45	21176	0.80



The course instructor was approachable when students asked for guidance.

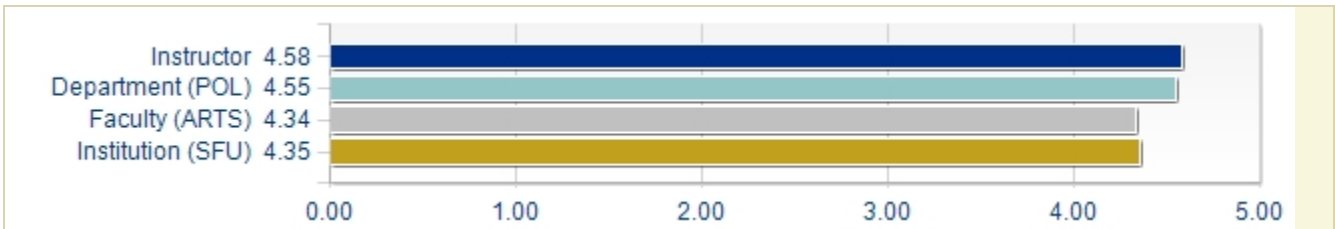
Distribution of Responses

Options	Score	Count	Percentage
Strongly Agree	5	66	66.0%
Agree	4	27	27.0%
No Opinion	3	6	6.0%
Disagree	2	1	1.0%
Strongly Disagree	1	0	0.0%

Statistics	Value
Response Count	100
Mean	4.58
Standard Deviation	0.65

Comparison of Mean Scores

Question	Department (POL)			Faculty (ARTS)			Institution (SFU)		
	Mean	Response Count	Standard Deviation	Mean	Response Count	Standard Deviation	Mean	Response Count	Standard Deviation
The course instructor was approachable when students asked for guidance.	4.55	727	0.74	4.34	4699	0.88	4.35	21034	0.90



The different course parts/activities (lectures, labs, tutorials, online forums, discussions, etc.) were connected.

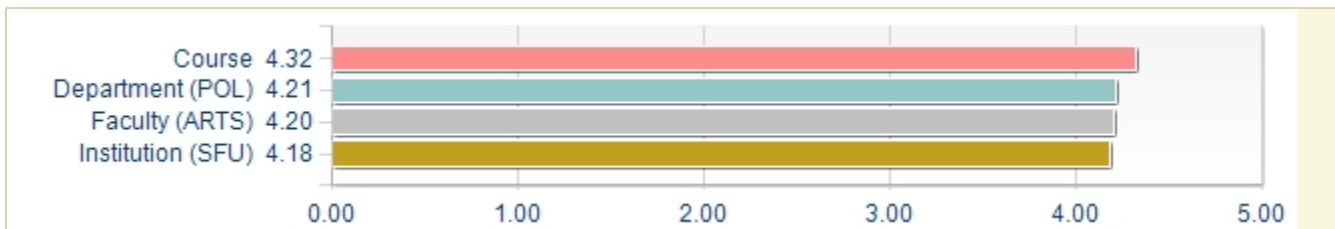
Distribution of Responses

Options	Score	Count	Percentage
Strongly Agree	5	45	45.5%
Agree	4	47	47.5%
No Opinion	3	2	2.0%
Disagree	2	4	4.0%
Strongly Disagree	1	1	1.0%

Statistics	Value
Response Count	99
Mean	4.32
Standard Deviation	0.79

Comparison of Mean Scores

Question	Department (POL)			Faculty (ARTS)			Institution (SFU)		
	Mean	Response Count	Standard Deviation	Mean	Response Count	Standard Deviation	Mean	Response Count	Standard Deviation
The different course parts/activities (lectures, labs, tutorials, online forums, discussions, etc.) were connected.	4.21	717	0.93	4.20	4631	0.91	4.18	19956	0.96



Course materials (textbook, readings, handouts, assignments, etc.) improved my understanding of the course content.

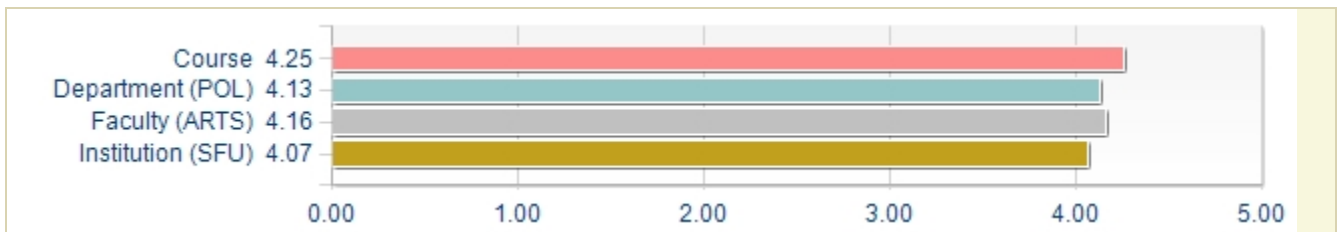
Distribution of Responses

Options	Score	Count	Percentage
Strongly Agree	5	45	45.5%
Agree	4	41	41.4%
No Opinion	3	8	8.1%
Disagree	2	3	3.0%
Strongly Disagree	1	2	2.0%

Statistics	Value
Response Count	99
Mean	4.25
Standard Deviation	0.88

Comparison of Mean Scores

Question	Department (POL)			Faculty (ARTS)			Institution (SFU)		
	Mean	Response Count	Standard Deviation	Mean	Response Count	Standard Deviation	Mean	Response Count	Standard Deviation
Course materials (textbook, readings, handouts, assignments, etc.) improved my understanding of the course content.	4.13	715	0.96	4.16	4715	0.96	4.07	20023	1.01



The assessments in this course (tests, assignments, essays, etc.) allowed me to demonstrate my understanding of the course content.

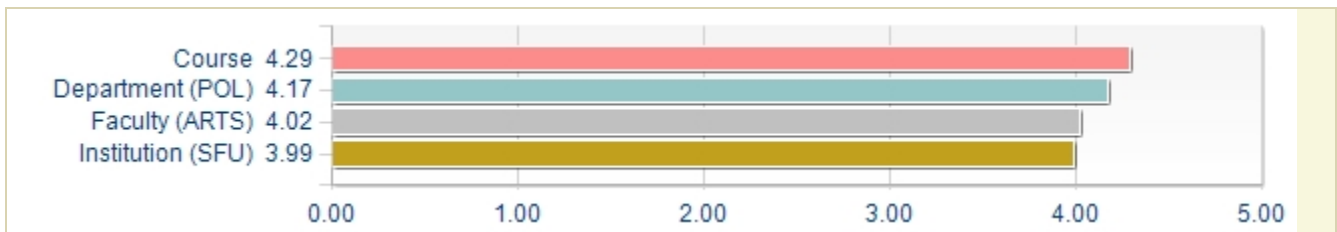
Distribution of Responses

Options	Score	Count	Percentage
Strongly Agree	5	45	45.0%
Agree	4	43	43.0%
No Opinion	3	9	9.0%
Disagree	2	2	2.0%
Strongly Disagree	1	1	1.0%

Statistics	Value
Response Count	100
Mean	4.29
Standard Deviation	0.80

Comparison of Mean Scores

Question	Department (POL)			Faculty (ARTS)			Institution (SFU)		
	Mean	Response Count	Standard Deviation	Mean	Response Count	Standard Deviation	Mean	Response Count	Standard Deviation
The assessments in this course (tests, assignments, essays, etc.) allowed me to demonstrate my understanding of the course content.	4.17	716	0.94	4.02	4721	1.05	3.99	20189	1.07



Course activities (lectures, discussions, group work, labs, etc.) were engaging.

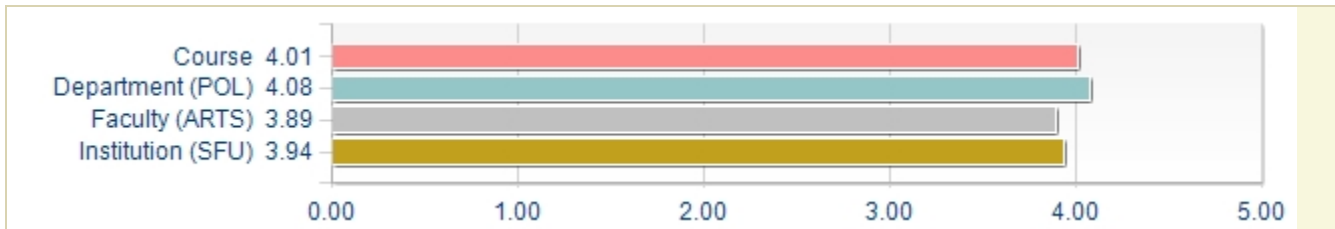
Distribution of Responses

Options	Score	Count	Percentage
Strongly Agree	5	36	36.0%
Agree	4	40	40.0%
No Opinion	3	14	14.0%
Disagree	2	9	9.0%
Strongly Disagree	1	1	1.0%

Statistics	Value
Response Count	100
Mean	4.01
Standard Deviation	0.98

Comparison of Mean Scores

Question	Department (POL)			Faculty (ARTS)			Institution (SFU)		
	Mean	Response Count	Standard Deviation	Mean	Response Count	Standard Deviation	Mean	Response Count	Standard Deviation
Course activities (lectures, discussions, group work, labs, etc.) were engaging.	4.08	713	1.04	3.89	4666	1.14	3.94	20017	1.13



Section 3: Detailed Results - Part 2. Arts and Social Sciences Questions

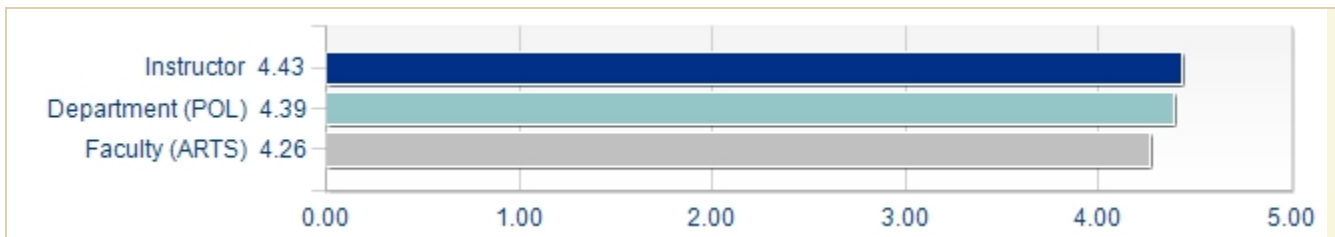
When explaining course concepts, the instructor connected the concepts to the major themes of the course.

Distribution of Responses

Options	Score	Count	Percentage
Strongly Agree	5	53	54.1%
Agree	4	37	37.8%
No Opinion	3	5	5.1%
Disagree	2	3	3.1%
Strongly Disagree	1	0	0.0%

Comparison of Mean Scores

Question	Instructor			Department (POL)			Faculty (ARTS)		
	Mean	Response Count	Standard Deviation	Mean	Response Count	Standard Deviation	Mean	Response Count	Standard Deviation
When explaining course concepts, the instructor connected the concepts to the major themes of the course.	4.43	98	0.73	4.39	738	0.76	4.26	4786	0.83



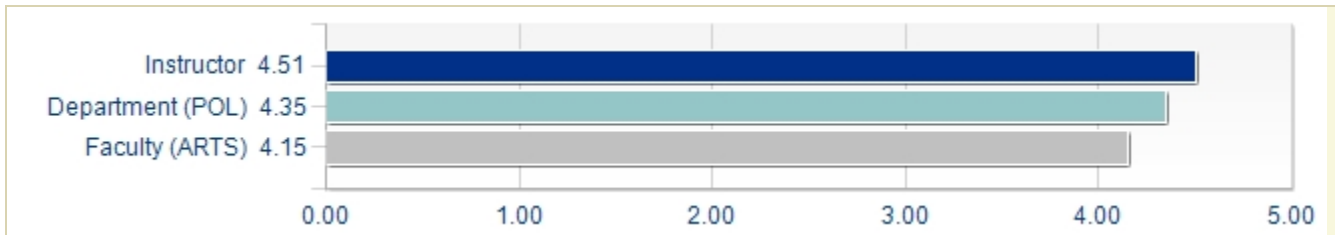
The course instructor made it clear what students were expected to learn in the course.

Distribution of Responses

Options	Score	Count	Percentage
Strongly Agree	5	60	61.9%
Agree	4	29	29.9%
No Opinion	3	5	5.2%
Disagree	2	3	3.1%
Strongly Disagree	1	0	0.0%

Comparison of Mean Scores

Question	Instructor			Department (POL)			Faculty (ARTS)		
	Mean	Response Count	Standard Deviation	Mean	Response Count	Standard Deviation	Mean	Response Count	Standard Deviation
The course instructor made it clear what students were expected to learn in the course.	4.51	97	0.74	4.35	737	0.86	4.15	4783	0.95




My experience in this course has motivated me to learn more about the subject.

Distribution of Responses

Options	Score	Count	Percentage
Strongly Agree	5	20	20.4%
Agree	4	32	32.7%
No Opinion	3	27	27.6%
Disagree	2	18	18.4%
Strongly Disagree	1	1	1.0%

Comparison of Mean Scores

Question	Course			Department (POL)			Faculty (ARTS)		
	Mean	Response Count	Standard Deviation	Mean	Response Count	Standard Deviation	Mean	Response Count	Standard Deviation
My experience in this course has motivated me to learn more about the subject.	3.53	98	1.05	3.77	719	1.16	3.70	4752	1.21




We are interested in knowing to what extent courses promote critical thinking. To think critically means to carefully evaluate an idea or hypothesis on the basis of the available evidence, and to try to reach a justifiable conclusion using rational analysis within the context of a specific discipline. My experience in this course has encouraged me to think critically.

Distribution of Responses

Options	Score	Count	Percentage
Strongly Agree	5	50	51.0%
Agree	4	40	40.8%
No Opinion	3	7	7.1%
Disagree	2	1	1.0%
Strongly Disagree	1	0	0.0%

Comparison of Mean Scores

Question	Course			Department (POL)			Faculty (ARTS)		
	Mean	Response Count	Standard Deviation	Mean	Response Count	Standard Deviation	Mean	Response Count	Standard Deviation
We are interested in knowing to what extent courses promote critical thinking. To think critically means to carefully evaluate an idea or hypothesis on the basis of the available evidence, and to try to reach a justifiable conclusion using rational analysis within the context of a specific discipline. My experience in this course has encouraged me to think critically.	4.42	98	0.67	4.15	719	0.88	4.02	4750	0.97



Section 3: Detailed Results - Part 3. School/Department of Political Science


This course encouraged me to be more politically engaged

Distribution of Responses

Options	Score	Count	Percentage
Strongly Agree	5	24	24.5%
Agree	4	34	34.7%
No Opinion	3	29	29.6%
Disagree	2	11	11.2%
Strongly Disagree	1	0	0.0%

Comparison of Mean Scores

Question	Course			Department (POL)		
	Mean	Response Count	Standard Deviation	Mean	Response Count	Standard Deviation
This course encouraged me to be more politically engaged	3.72	98	0.96	3.89	719	0.96



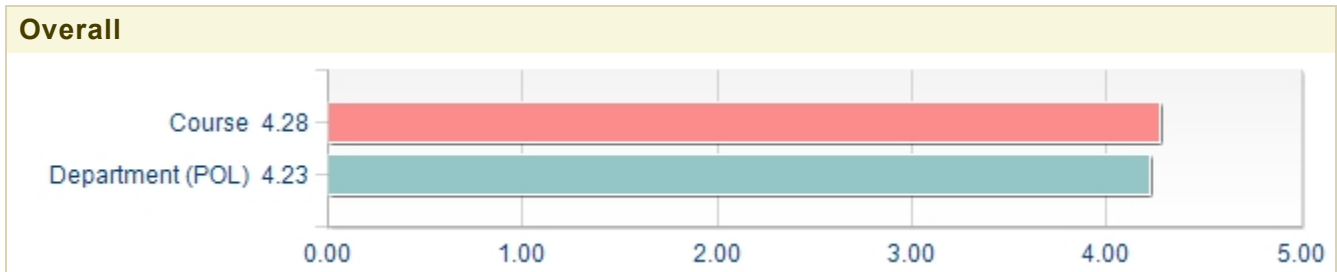
Attending lectures/seminars enhanced my understanding of the subject matter of the course.

Distribution of Responses

Options	Score	Count	Percentage
Strongly Agree	5	48	49.0%
Agree	4	36	36.7%
No Opinion	3	7	7.1%
Disagree	2	7	7.1%
Strongly Disagree	1	0	0.0%

Comparison of Mean Scores

Question	Course			Department (POL)		
	Mean	Response Count	Standard Deviation	Mean	Response Count	Standard Deviation
Attending lectures/seminars enhanced my understanding of the subject matter of the course.	4.28	98	0.88	4.23	719	0.97



Section 4: Instructor-Selected Questions

Note that only the questions that you selected are displayed, otherwise this section may be empty.

The assignments allowed me to demonstrate what I had learned.

Distribution of Responses

Options	Score	Count	Percentage
Strongly Agree	5	44	44.9%
Agree	4	42	42.9%
No Opinion	3	7	7.1%
Disagree	2	5	5.1%
Strongly Disagree	1	0	0.0%

	Mean	SD	Resp
The assignments allowed me to demonstrate what I had learned.	4.28	0.81	98

The first test was a fair assessment of my knowledge of the course material to that point.

Distribution of Responses

Options	Score	Count	Percentage
Strongly Agree	5	55	56.1%
Agree	4	32	32.7%
No Opinion	3	5	5.1%
Disagree	2	5	5.1%
Strongly Disagree	1	1	1.0%

	Mean	SD	Resp
The first test was a fair assessment of my knowledge of the course material to that point.	4.38	0.88	98

I was comfortable with material brought into lecture from outside the textbook.

Distribution of Responses

Options	Score	Count	Percentage
Strongly Agree	5	31	31.6%
Agree	4	41	41.8%
No Opinion	3	20	20.4%
Disagree	2	5	5.1%
Strongly Disagree	1	1	1.0%

	Mean	SD	Resp
I was comfortable with material brought into lecture from outside the textbook.	3.98	0.91	98

Section 5: Comments

Note that this section only displays if comments have been submitted, otherwise this section may be empty.

Do you have any further comments?

Comments
Rock on dude
Dr. Jeram is one of the kindest professors I have had in my academic career. He takes a great deal of pride in the learning experience of students and is very supportive and accommodating. It is clear that he cares about his students and their success/wellbeing. He also answers emails at a speed I have never experienced which is very reassuring and makes him very accessible for help. Despite the class itself being dry as it was research methods, Dr. Jeram is an enthusiastic lecturer who has a clear interest in the material which makes it more engaging and digestible for students who are required to take POL 200 for their degrees. I would recommend taking this class with Dr. Jeram to my peers. Overall this professor is a 10/10. Stop calling him "Senior Lecturer" and give the guy a promotion already.
Sanjay did a really good job of making a somewhat boring topic really interesting. He used lots of examples to help make things more clear, although they were sometimes explained using words we did not understand. He always made himself available to answer questions before and after class and was always super nice and helpful during office hours. He does a really good job at engaging us during class and giving us a lot of opportunities to ask questions. I enjoyed this class far more than I expected to and would ABSOLUTELY take a course with him again.
Thank you for teaching POL200 the way that you did. You helped us learn new material without having to make the course hard. You emphasized on learning instead of testing. You were clear on grading criteria, always available for help, and set a great learning environment within the class. This has been one of my favorite classes at SFU so far.
My biggest concern with this course was the ta. Tutorials felt pointless and I only went for the participation mark bit we often didn't do much (maybe 3 tuts were related to the course). Aside from that, lecture slides could include a bit more information. If you missed the explanation you had to search through the text. Sanjay was a great teacher though with an awesome attitude. Also not a fan of spontaneous quizzes in lectures.
He is a phenomenal professor. I didn't know what I was heading into at first but as the classes progressed he was brilliant in making it easy for everyone to understand the course. He brought examples outside the textbook, and it helped a lot in expanding my scope of understanding. Im sure I'll take another class with him in the upcoming future.
Lectures were good, if not a little dry due t the material. Tutorials were a mess
Good
Sanjay made class very enjoyable, however sometimes quizzes were a little hard to study for.
I was initially nervous about this course, but the prof's teaching style and unwavering clarity on what he expected from you in class made taking this class significantly better than I expected!
Dr. Jeram is very knowledgeable but very approachable. His classes are engaging and culturally relevant while still being on topic.
great professor, made the xlass engaging despite the bland course material.
I really enjoyed the way the course was taught. Before attending lecture with Sanjay, I was worried about not being able to understand or handle the course. However, Sanjay articulated the concepts extremely well and made it very easy to understand for a person who has a very minimal understanding of Political Science thus far.
Nice guy Sanjay
Lectures were a little dry. But the "token" slides for those who attended class were helpful and appreciated. Lecture concepts could be explained more clearly with provoking examples.
hes a good professor
Sanjay is a nice instructor to work with.
Excellent professor.
I appreciated the fact that assignments had clear criteria and used course concepts. Exam expectations were also quite clear. One of the rare classes where lecture, tutorials, assignments, and exams are all well related.

Comments
hes a 5/7 prof dank memes (all jokes aside, he is a great instructor and explains concepts clearly)
Enjoyed the course and having this particular professor run it. He respected his students and engaged with the class well. Particularly enjoyed the many examples he used, especially his own work, as they did help with my understanding of material.
Never showed us his puppy !!! Otherwise no complaints. Thank You
Great class and professor, he is very clear, approachable and enthusiastic.
Fantastic teacher, very committed to the subject and topic specifically.
Thank you!
Keep up the good work and being enthusiastic about this topic and trying to make it as interesting as possible.
I appreciate the passionate presentation style you consistently brought to lecture and I am sorry that I occasionally fell asleep... it wasn't you it was me. I had a good time when I was actively engaged. Thanks for everything!
At times, the concepts discussed in class were taught in a difficult way to grasp, whether they were simple or abstract concepts. I do understand this is a methods course so these ideas are hard to teach, but I feel if more consistent examples were used that would making the learning process easier.
You were very approachable, thanks!!
the course content was extremely dull, but the prof was amazing and tried his hardest to keep us engaged.
No
The lectures made the concepts easy to understand, and broke down the more difficult concepts. The timeline of the course was good, because the various assignments, tests, etc, did not interfere with other classes, thank God!
Understanding and accessible. Very high quality professor
Thank you for an excellent semester. You explain concepts in a way that is easy to understand yet you do not speak down to us as though we are stupid.
More communication between the instructor and the TA's would be more beneficial. As a student, I found disjuncture between what was taught in class and what was discussed in tutorial. This is critical, as the TA's are grading the assignments and exams.
Sanjay was an excellent instructor, but the tutorials were not very useful. It was not due to the TA, she was also very good, but this course realistically does not need a tutorial portion. It would be worthwhile to make lecture 3 hours a week, without a tutorial.
Great job on making methods engaging
Thoroughly enjoyed Sanjay's teaching methods. He is a very personable and kind professor and really cares about the success and learning of his students. He made the learning environment in his lectures very welcoming and inclusive.
Please try to use video slides . Please try to use simpler words instead of using big fancy words . Your teaching ability is good . Thank you
;)
Extremely nice professor who kept lectures relatively fun considering the rather dry course material at hand. Grading was extremely fair, he made sure we all knew what to expect on tests and was very considerate when it came to assignment due dates and such. He sometimes had a tendency to over-explain topics to the point of creating confusion, but everything was succinctly laid out in lecture slides so this was ultimately not a problem. Overall, a dry course made bearable by a very good prof.
I strongly enjoyed the class and would take another class with the professor